

**SUPER**

# **GOAL 1**

**MANUEL DOS SANTOS**



وزارة التعليم  
Ministry of Education  
2024 - 1446



## SuperGoal 1 Student Book

*SuperGoal Series* Copyright © 2009 by McGraw-Hill Education

Adaptation Copyright © 2024 by McGraw-Hill Education (UK) Limited

Published by arrangement with McGraw Hill LLC

ALL RIGHTS RESERVED. NO PART OF THIS BOOK MAY BE REPRODUCED OR TRANSMITTED IN ANY FORM OR BY ANY MEANS, ELECTRONIC OR MECHANICAL, INCLUDING PHOTOCOPYING, RECORDING OR BY INFORMATION STORAGE AND RETRIEVAL SYSTEMS, WITHOUT PERMISSION IN WRITING FROM MCGRAW HILL.

ISBN: 9781398928466

*Publisher:* Jorge Rodríguez Hernández

*Editorial director:* Anita Raducanu

*Development editors:* Ana Laura Martínez Vázquez, Janet Battiste

*Art direction:* Heloisa Yara Tiburtius

*Interior design and production:* Page2, LLC

*Cover design:* Page2, LLC

*Photo coordinator:* Kevin Sharpe

Photo Credits: The Photo Credits section for this book on pages 260-261 is considered an extension of the copyright page.

© 2024. Exclusive rights by McGraw-Hill Education (UK) Limited for manufacture and export. This book cannot be re-exported from the country to which it is sold by McGraw-Hill Education (UK) Limited.



[www.mheducation.com](http://www.mheducation.com)

وزارة التعليم  
Ministry of Education  
2024 - 1446

# Contents

	Scope and Sequence	iv
Term 1	Unit 1 Good Morning!	2
	Unit 2 What Day Is Today?	10
	Unit 3 What's That?	18
	Unit 4 Around the World	26
	Unit 5 Families, Families	34
	EXPANSION Units 1–5	42
Term 2	Unit 6 Is There a View?	48
	Unit 7 Where Do You Live?	56
	Unit 8 What Are You Doing?	64
	Unit 9 What Do You Do?	72
	Unit 10 What's School Like?	80
	Unit 11 What Time Do You Get Up?	88
	EXPANSION Units 6–11	96
Term 3	Unit 12 What Can You Do There?	108
	Unit 13 What Are You Going to Wear There?	116
	Unit 14 Let's Celebrate	124
	Unit 15 Then and Now	132
	Unit 16 What Did You Do Last Week?	140
	EXPANSION Units 12–16	148
	Vocabulary	156
	Self Reflections	166
	Irregular Verbs	182
	Audio Track List	183



# Scope and Sequence

	Unit Title	Functions	Grammar
<b>1</b>	<b>Good Morning!</b> Pages 2–9	Greet people / Say goodbye Introduce yourself and others Talk about school supplies	Verb: <i>be</i> Possessive adjectives: <i>my, your, his, her</i>
<b>2</b>	<b>What Day Is Today?</b> Pages 10–17	Use days of the week and months Use the numbers 1 to 1,000 in context Use ordinal numbers Talk about your age Follow and give classroom instructions	Possessive adjectives: <i>our, your, their</i> Question words: <i>what, when, how old</i> Prepositions: <i>in, on</i> with dates
<b>3</b>	<b>What's That?</b> Pages 18–25	Give commands and instructions Ask for identification of things	Demonstrative pronouns: <i>this/that/ these/those</i> Imperatives Indefinite and definite articles: <i>a/an, the</i>
<b>4</b>	<b>Around the World</b> Pages 26–33	Talk about countries and nationalities Ask for information with <i>yes/no</i> questions Give basic personal information	Verb: <i>be</i> Question word: <i>where</i> Prepositions: <i>from, in, on</i> <i>Can/will</i> for requests and offers
<b>5</b>	<b>Families, Families</b> Pages 34–41	Identify family members Describe families	Verb: <i>have</i> Quantity expressions: <i>any, a lot of/lots of</i> Possessives: <i>'s</i> Question words: <i>how many, who</i> Regular and irregular plural nouns
<b>EXPANSION Units 1–5</b> Pages 42–47		<b>Language Review</b> <b>Reading:</b> Win a Free Trip to the Caribbean! <b>Writing:</b> Write about your country	
<b>6</b>	<b>Is There a View?</b> Pages 48–55	Talk about rooms in a house and objects in the rooms Describe the location of objects Describe houses	<i>There is/there are</i> Prepositions: <i>in, in front of, behind, on, under</i> Conjunctions: <i>and, but, or</i>
<b>7</b>	<b>Where Do You Live?</b> Pages 56–63	Name places in a city Describe location Ask for and give directions	Verb: <i>live</i> + preposition Prepositions of place: <i>across from, between, next to, on, near, far from</i> Imperatives for a command, instruction or advice Comparative and superlative adjectives
<b>8</b>	<b>What Are You Doing?</b> Pages 64–71	Talk about what people are doing	Present progressive tense Questions with <i>what</i> + present progressive <i>Would like</i> and <i>would like to</i>



Listening	Pronunciation	Reading	Writing
Listen to conversations for specific information	Sentence intonation	A New Student!	Write a conversation Make and illustrate a list of greetings (Project)
Listen to conversations for specific information	Stressed syllables	How Old Are They?	Complete a form with personal information Write about animal life spans (Project)
Listen for specific details	Voiced <i>th</i> and unvoiced <i>th</i>	Museum of Science	Write about things in a museum Make a brochure for a museum (Project)
Listen for specific information—telephone numbers, emails, and addresses	Telephone numbers, emails, addresses	Lapland: The Land of the Midnight Sun	Write your name, address, telephone numbers, and email for a class directory Make an information poster about your country (Project)
Listen for specific information about a family	<i>Do you...?</i>	Family Values and Society	Write about an imaginary family Write about the Saudi royal family (Project)
<b>Chant Along:</b> Orders, Orders, Everywhere <b>Project:</b> Prepare a set of school rules			
Listen for specific information to perform a task	<i>Yes/no</i> question intonation	Unusual Houses	Describe your home Make a poster about a dream house (Project)
Listen to follow directions	Syllable stress	Famous Neighborhoods	Write a postcard about your neighborhood Make a brochure for your neighborhood (Project)
Listen for specific details about ongoing activities	The <i>-ing</i> ending	Teenagers' Favorite Place	Write about ongoing activities of family and friends Write about a popular teenage hangout (Project)



# Scope and Sequence

	Unit Title	Functions	Grammar
<b>9</b>	<b>What Do You Do?</b> Pages 72–79	Ask and answer questions about jobs Describe job activities Ask and answer with <i>why/because</i>	Simple present tense Questions with <i>what</i> Conjunctions: <i>so/because</i>
<b>10</b>	<b>What's School Like?</b> Pages 80–87	Talk about school subjects Describe people's physical traits Describe people's personality Discuss likes and dislikes	Simple present tense Adjectives (position) Intensifiers: <i>very, quite, really</i> , etc. Adjectives with <i>-ed</i> and <i>-ing</i>
<b>11</b>	<b>What Time Do You Get Up?</b> Pages 88–95	Describe daily activities and routines Express time	Adverbs of frequency: <i>always, usually, sometimes, never</i> Time expressions: <i>before, after, then, every day</i> Prepositions: <i>at, in, on</i> in time expressions Simple present versus present progressive
<b>EXPANSION Units 6–11</b> Pages 96–107		<b>Language Review</b> <b>Reading:</b> Email Pals <b>Writing:</b> Write an email about family and activities <b>About You</b> <b>Chant Along:</b> My Neighborhood!	
<b>12</b>	<b>What Can You Do There?</b> Pages 108–115	Talk about places and activities Express ability Express likes and dislikes	Modal: <i>can</i> Verb: <i>like</i> + infinitive Gerunds and infinitives after verbs
<b>13</b>	<b>What Are You Going to Wear There?</b> Pages 116–123	Talk about clothing and colors Express future plans Make suggestions	Future: <i>be + going to</i> Time expressions for the future: <i>tomorrow, next week, next month</i> , etc. Present progressive: future arrangements and time expressions
<b>14</b>	<b>Let's Celebrate</b> Pages 124–131	Talk about national holidays and celebrations Express wants and needs Make suggestions and invitations	Object pronouns <i>Need/want/like</i> + infinitive <i>Let's</i> + verb Modals: <i>must/mustn't/should/shouldn't</i>
<b>15</b>	<b>Then and Now</b> Pages 132–139	Talk about the past Describe places and people in the past	Simple past tense: <i>be</i> <i>To be born</i> <i>There was/there were</i>
<b>16</b>	<b>What Did You Do Last Week?</b> Pages 140–147	Talk about past activities	Simple past tense Regular past tense verbs Irregular past tense verbs Time expressions for the past: <i>yesterday, last night, last week, last month</i> Simple present versus simple past
<b>EXPANSION Units 12–16</b> Pages 148–155		<b>Language Review</b> <b>Reading:</b> My Favorite Hangout Place	

Listening	Pronunciation	Reading	Writing
Listen for specific details about jobs	Third-person singular verb endings /s/ and /z/	Follow Your Dream	Write about your dream job Make a list of good and bad jobs (Project)
Listen for specific details about people	Third-person singular verb ending -es	School Clubs	Write a description of a person you know Make an advertisement for a school club (Project)
Listen for specific details about daily activities	Linking—Does he and Does she	Schooldays: School Around the World	Write an email about a typical day at school Write about school routines around the world (Project)
<b>Language Review</b> <b>Reading:</b> English Everywhere <b>Chant Along:</b> The English Class <b>Project:</b> Language survey			
Listen for specific information from a radio ad	<i>Can</i> and <i>can't</i>	Places to visit in Saudi Arabia	Write a postcard from a resort in your country Design a brochure for a vacation resort (Project)
Listen for specific details about clothing and colors	<i>Going to</i>	The Iguassu Falls	Write a description of people's clothing Do a class survey on shopping advice (Project)
Listen for specific details from invitations	Nonstressed object pronouns	Eid Celebrations	Write about a holiday celebration in your country Present a celebration in another country (Project)
Listen for specific details from a biography	<i>Was</i> and <i>were</i>	A Real Giant	Write about a celebrity Write an interview with a famous person (Project)
Listen for specific details about a past event	Past tense endings— /t/, /d/, /ɪd/	Favorite Foods—Around the World	Write a recipe for your favorite food Present a regional dish in your country (Project)

**Writing:** A funny or unexpected event  
**Chant Along:** My Dream Vacation



# 1 Good Morning!



## 1 Listen and Discuss

### Greetings



### Saying Goodbye





## Introductions



### Quick Check ✓

**A. Vocabulary.** Circle all the “hello” greetings in the conversations.

**B. Comprehension.** Answer **yes** or **no**.

- \_\_\_\_\_ Mr. Porter is George’s father.
- \_\_\_\_\_ Danny’s greeting to Alex is “Good morning.”
- \_\_\_\_\_ Michael’s friends call him Mike.
- \_\_\_\_\_ Hanan and Asma are friends.




### FYI

Use titles with last names or with first name + last name: Ms. Jones or Ms. Karen Jones. In greetings, use titles with last names only. You say, “Hello, Ms. Jones.”




		Married	Single
<b>Man</b>	Mr.	✓	✓
<b>Woman</b>	Mrs.	✓	
	Miss		✓
	Ms.	✓	✓

## 2 Pair Work

**A.** Start a conversation with a partner.

-  Hi, \_\_\_\_\_. How are you?
-  Fine, \_\_\_\_\_. And you?
-  I’m OK. / I’m fine.

**B.** Introduce yourself to a new partner.

-  Hi. I’m \_\_\_\_\_. What’s your name?
-  My name’s \_\_\_\_\_. My friends call me \_\_\_\_\_.
-  Nice to meet you.

**C.** Introduce your friend to a classmate.

- A:** \_\_\_\_\_, this is my friend, \_\_\_\_\_.  
 \_\_\_\_\_, this is my classmate, \_\_\_\_\_.
- B:** Nice to meet you.
- C:** Nice to meet you, too.

\*FYI: For Your Information



## 3 Grammar

### Verb: **be**

#### Singular

I'm John. (I + **am**)  
 You're Sue. (you + **are**)  
 He's Bill. (he + **is**)  
 She's Mary. (she + **is**)

#### Plural

We're (we + **are**)  
 You're friends. (you + **are**)  
 They're (they + **are**)

#### FYI

The short forms with apostrophes (') are contractions.

### Possessive Adjectives: **my, your, his, her**

#### Singular

**My** name is Fatima.  
 Is **your** name Mona?

**His** name is John.  
**His** name is George.



#### A. Complete the sentences. Use the correct form of the verb **be**.

- Mr. Albadri \_\_\_\_\_ the principal.
- I \_\_\_\_\_ a student.
- Matt and Ben \_\_\_\_\_ classmates.
- \_\_\_\_\_ Rana Atwan a teacher?
- You \_\_\_\_\_ my best friend.
- Mr. and Mrs. Johnson \_\_\_\_\_ married.

#### B. Complete the sentences with possessive adjectives.

- He's a teacher. \_\_\_\_\_ name is Mr. Farhat.
- I'm a student. \_\_\_\_\_ name is Aisha.
- He's the director. \_\_\_\_\_ name is Mr. Hariri.
- This is Henry. \_\_\_\_\_ last name is Parker.


#### C. Complete the conversations. Then practice with a partner.

- A:** What's \_\_\_\_\_ name?  
**B:** His name \_\_\_\_\_ Luke.
- A:** Mom, this is Refaa, and this is Asma.  
 They \_\_\_\_\_ my friends.
- A:** What's \_\_\_\_\_ name?  
**B:** Her name is Debbie. She \_\_\_\_\_ my neighbor.
- A:** Welcome to English class. \_\_\_\_\_ name is Mrs. Nadia.  
**B:** Hello, Mrs. Nadia. \_\_\_\_\_ Yasmine.



D. Complete the conversations. Use the phrases in the box.

How are you      Good morning      Nice to meet you  
See you later      My name is      Good evening



## 4 Pronunciation

Listen to the intonation. Then practice.

What's your name?

How are you?

How's it going?

## 5 Listening

Listen. Mark the correct response.

1. a. \_\_\_ Not bad.      4. a. \_\_\_ Good morning, Miss Jones.
- b. \_\_\_ Thank you.      b. \_\_\_ Hi. How are you?
2. a. \_\_\_ My name is Brad.      5. a. \_\_\_ Goodbye.
- b. \_\_\_ Goodbye.      b. \_\_\_ Fine, thanks.
3. a. \_\_\_ Nice to meet you.      6. a. \_\_\_ Nice to meet you.
- b. \_\_\_ I'm OK.      b. \_\_\_ Take care.

## 6 About You

1. How do you spell your first name?
2. How do you spell your last name?
3. What do your friends call you?
4. What's your best friend's name?
5. What's your dad's name?
6. What's your brother's name?
7. What's your teacher's name?
8. How are you today?



## 7 Conversation



**Carlos:** Are you Rick Morgan?

**Rick:** Yes.

**Carlos:** Hi. I'm Carlos Rodriguez. I'm from your company.

**Rick:** Nice to meet you, Carlos.

**Carlos:** Nice to meet you, too. Welcome to Spain.

**Rick:** Thank you.

**Carlos:** So, is this your first time here?

**Rick:** Yes. I'm very excited.

**Carlos:** All our colleagues are at the restaurant, and a big meal is ready for you.

**Rick:** Great. I'm starving. The food on planes is terrible.

### Your Turn

You are meeting a stranger at the airport. Make up a conversation with a classmate.

**A:** Are you (Mr. / Mrs. / Dr.) \_\_\_\_\_?

**B:** Yes.

**A:** I'm \_\_\_\_\_.

**B:** Nice \_\_\_\_\_.

**A:** Nice \_\_\_\_\_, too.

**A:** Welcome to \_\_\_\_\_.

**B:** Thank you.

**A:** \_\_\_\_\_ your first time here?

**B:** Yes. / No.





## 8 Reading

### Before Reading

What do you say when you meet someone for the first time?

# A New Student!

Listen to the conversation and then practice in pairs.

- Ali:** Hi. My name's Ali. What's your name?  
**Ahmed:** Nice to meet you, Ali. My name's Ahmed.  
**Ali:** Are you a new student?  
**Ahmed:** Yes, today is my first day here.  
**Ali:** Welcome to the class, Ahmed. Where are you from?  
**Ahmed:** I'm from Abha.  
**Ali:** Welcome to Riyadh.  
**Ahmed:** Thank you. It's a wonderful place.

### Expressions:

- Take care.  
 How are you today?  
 Are you from ...  
 How is it going?  
 See you tomorrow.  
 Great!
- So, is this ...  
 This is ...  
 Welcome ...  
 Nice to meet you ...  
 How are you ...

Use expressions from the box above to complete the dialog.

- Omar:** Hi, Ali!  
**Ali:** Good morning, Omar. (1) \_\_\_\_\_?  
**Omar:** Fine, thanks. (2) \_\_\_\_\_?  
**Ali:** Great! Omar, (3) \_\_\_\_\_ Ahmed. He is a new student.  
**Omar:** Hi, Ahmed. I'm Omar.  
**Ahmed:** (4) \_\_\_\_\_, Omar.  
**Omar:** Nice to meet you, too.  
**Ali:** (5) \_\_\_\_\_ today, Ahmed?  
**Ahmed:** (6) \_\_\_\_\_. It's a great school!  
**Omar:** (7) \_\_\_\_\_ your first day here?  
**Ahmed:** Yes, it's my first day at school.  
**Omar:** (8) \_\_\_\_\_ Riyadh?  
**Ahmed:** No, I am from Abha.  
**Omar:** (9) \_\_\_\_\_ to Riyadh, Ahmed.  
**Ahmed:** Thank you, Omar.  
**Omar:** (10) \_\_\_\_\_. Nice to meet you, Ahmed.  
**Ahmed:** Nice to meet you, Omar.  
**Ali:** Bye. (11) \_\_\_\_\_.

### After Reading

Answer **yes** or **no**.

- \_\_\_\_\_ Ali is a new student.
- \_\_\_\_\_ Ali and Ahmed are in Jeddah.
- \_\_\_\_\_ Ahmed is from Abha.



## 9 Writing

A. Match the phrase with the correct response.

- |                                     |                                  |
|-------------------------------------|----------------------------------|
| 1. ____ Where are you from?         | a. See you later.                |
| 2. ____ Hello. My name is Mona.     | b. Yes, it's my third day here.  |
| 3. ____ What's your teacher's name? | c. Thanks. You're friendly here. |
| 4. ____ Are you a new student?      | d. Her name is Miss Refaa.       |
| 5. ____ Goodbye.                    | e. I'm from Dammam.              |
| 6. ____ Welcome to our class.       | f. Nice to meet you. I'm Farah.  |



### Writing Corner

- Sentences begin with a capital letter and end with a period.  
**She is a new student.**      **Her name is Farah.**
- There is a question mark at the end of a question.  
**Is she a new student?**      **What is her name?**
- For questions with the verb *be*, the subject and the verb change places.  
**Question**      **Answer**  
 Where **is Farah** from?      **Farah is** from Dammam.  
**Are you** a new student?      Yes. **I'm** a new student.

B. Write questions for the answers in the chart. Then, work with a partner to ask and answer the questions. Write your partner's answers below the examples.

Question	Answer
1.	My name is Farah.
2.	Yes, I'm a new student.
3.	No. It's my third day at this school.
4.	I'm from Dammam.
5.	Miss Amal is my English teacher.

C. Work with a partner. Write a conversation to welcome a new student to your school. Use questions and expressions from page 7 and from the activities above.

## 10 Project

Make a list of formal and informal greetings in English. Draw a picture or find a photo for each one.

# 11 Form, Meaning and Function

A. Write the correct word below each photo.

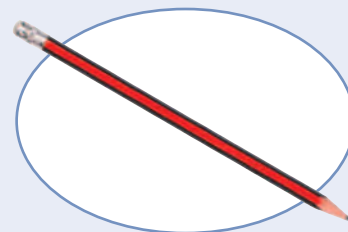
eraser books pen scissors notebook pencil crayon paints




1. \_\_\_\_\_



2. \_\_\_\_\_



3. \_\_\_\_\_



4. \_\_\_\_\_

## School Supplies




5. \_\_\_\_\_



6. \_\_\_\_\_



7. \_\_\_\_\_



8. \_\_\_\_\_

B. Match the school supplies with the correct verb.

- |             |          |
|-------------|----------|
| 1. books    | a. color |
| 2. eraser   | b. read  |
| 3. pencil   | c. paint |
| 4. scissors | d. write |
| 5. paints   | e. cut   |
| 6. crayon   | f. erase |

school



C. Write the correct verb from exercise B.

- We \_\_\_\_\_ books.
- We \_\_\_\_\_ with scissors.
- We \_\_\_\_\_ with a pen or pencil.
- We \_\_\_\_\_ in our notebooks.
- We \_\_\_\_\_ with crayons.

# 2 What Day Is Today?



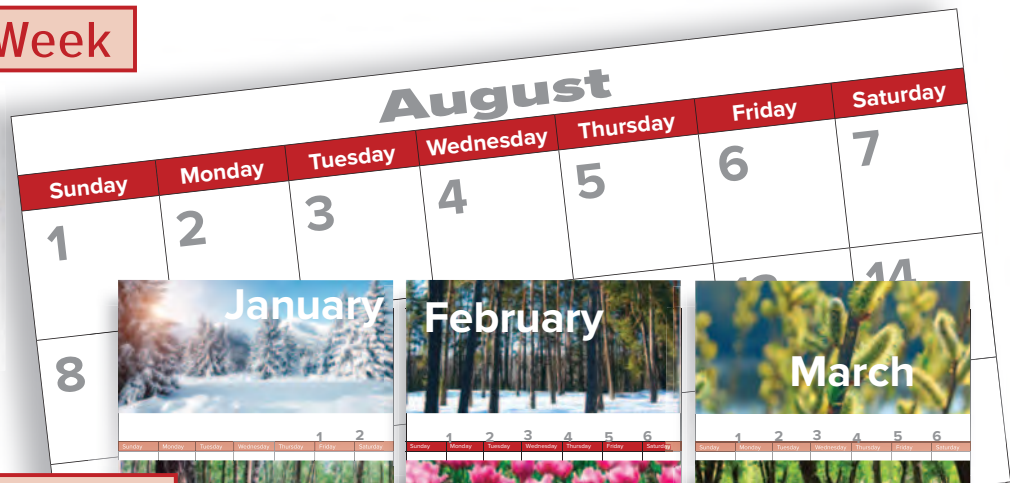
## 1 Listen and Discuss

What's your favorite day of the week?  
What's your favorite month of the year?

### Days of the Week



What day is today?



### Months of the Year

What month is it?




### Numbers

<b>1</b> one	<b>1st</b> first	<b>9</b> nine	<b>9th</b> ninth	<b>17</b> seventeen	<b>17th</b> seventeenth
<b>2</b> two	<b>2nd</b> second	<b>10</b> ten	<b>10th</b> tenth	<b>18</b> eighteen	<b>18th</b> eighteenth
<b>3</b> three	<b>3rd</b> third	<b>11</b> eleven	<b>11th</b> eleventh	<b>19</b> nineteen	<b>19th</b> nineteenth
<b>4</b> four	<b>4th</b> fourth	<b>12</b> twelve	<b>12th</b> twelfth	<b>20</b> twenty	<b>20th</b> twentieth
<b>5</b> five	<b>5th</b> fifth	<b>13</b> thirteen	<b>13th</b> thirteenth	<b>21</b> twenty-one	<b>21st</b> twenty-first
<b>6</b> six	<b>6th</b> sixth	<b>14</b> fourteen	<b>14th</b> fourteenth	<b>22</b> twenty-two	<b>22nd</b> twenty-second
<b>7</b> seven	<b>7th</b> seventh	<b>15</b> fifteen	<b>15th</b> fifteenth	<b>23</b> twenty-three	<b>23rd</b> twenty-third
<b>8</b> eight	<b>8th</b> eighth	<b>16</b> sixteen	<b>16th</b> sixteenth	<b>24</b> twenty-four	<b>24th</b> twenty-fourth

<b>30</b> thirty	<b>30th</b> thirtieth	<b>60</b> sixty	<b>60th</b> sixtieth	<b>90</b> ninety	<b>90th</b> ninetieth
<b>40</b> forty	<b>40th</b> fortieth	<b>70</b> seventy	<b>70th</b> seventieth	<b>100</b> one hundred	<b>100th</b> one hundredth
<b>50</b> fifty	<b>50th</b> fiftieth	<b>80</b> eighty	<b>80th</b> eightieth	<b>1,000</b> one thousand	<b>1,000th</b> one thousandth



## Age



### Quick Check ✓

**A. Vocabulary.** Circle the ages in the conversations.

**B. Comprehension.** Answer **yes** or **no**.

1. \_\_\_\_\_ Jamal is six months old.
2. \_\_\_\_\_ The boys are ten years old.
3. \_\_\_\_\_ The baby's name is Abdullah.
4. \_\_\_\_\_ Their names are Ali and Adel.

### FYI

The plural (more than one) possessive adjectives are:

**Our** = belongs to us

**Your** = belongs to you (many people)

**Their** = belongs to them

Use a possessive adjective before a noun, such as an event or day, to show who the noun belongs to.





**Our** vacation is in May.

**Your** vacation is in May, too.



**Their** vacation is in June.

## 2 Pair Work





**A. Ask and answer.**

-  What day is today?
-  Today is Saturday.
-  What month is it?
-  It's April.

**B. Ask and answer** with your information.

-  When is your final test?
-  It's on \_\_\_\_\_.

**C. Ask and answer** in groups of three.

-  How old are you?
-  I'm \_\_\_\_\_ (years old).
-  How old is \_\_\_\_\_?
-  He / She's \_\_\_\_\_.

## 2 What Day Is Today?



## 3 Grammar

### Question Words: *What, When, How old*

Use **What** to find information about specific days, dates and times.

**What** is the date tomorrow? It's January 20th. (it's = it + is)

**What** day is your visit to the museum? Our visit is on Thursday.

Use **When** to find general or specific information about days, weeks, months and seasons.

**When** is your vacation? Our vacation is in May.

**When** are their football matches? Their matches are in the winter.

Use **How old** to ask the age of a person or an object.

**How old** are you? I'm fifteen.

**How old** is the building? It is 150 years old.

### Prepositions: *In, On* with Dates

Use different prepositions when talking about months and seasons compared to days. Use *in* with months, seasons and years. Use *on* with dates and days of the week. Use *on* to talk about things you do regularly (every week or month).

Remember to use *what* to ask questions about times and days, and *when* for months and seasons.

*What* day do you play football?

**On** Mondays.

*What* day is your final test?

Our final test is **on** September 21st.

*When* is your final test?

Our final test is **in** September.

*When* do they have English classes?

Their English classes are **on** Monday and Wednesday.

*When* is our vacation?

Our vacation is **in** the winter.

**A.** Complete the sentences. Use number words.

 December is the twelfth month of the year.

1. January is the \_\_\_\_\_ month of the year.

4. March is the \_\_\_\_\_ month of the year.

2. July is the \_\_\_\_\_ month of the year.


5. August is the \_\_\_\_\_ month of the year.

3. September is the \_\_\_\_\_ month of the year.

6. May is the \_\_\_\_\_ month of the year.

**B.** Write the dates in full.

**Note:** The month comes first.

 1/22 January twenty-second

1. 4/13 \_\_\_\_\_

2. 2/28 \_\_\_\_\_

3. 6/17 \_\_\_\_\_

4. 10/9 \_\_\_\_\_

5. 7/4 \_\_\_\_\_

**C.** Work in pairs to ask each other the dates of important public holidays in Saudi Arabia.

**A:** When is ...?

**B:** It is on ...

Public Holiday	Date



D. Complete the conversations. Then practice with a partner.

1. **A:** \_\_\_\_\_ are John and George?

**B:** \_\_\_\_\_ 15.

**A:** What about Sarah?

**B:** \_\_\_\_\_ 16.

2. **A:** \_\_\_\_\_ are your names?

**B:** My name \_\_\_\_\_ Lisa,  
and she \_\_\_\_\_ Sandra .

**A:** How old \_\_\_\_\_ you?

**B:** We \_\_\_\_\_ 14.

3. **A:** They're nice girls.

What are \_\_\_\_\_ names?

**B:** Pam and Vicky.

They \_\_\_\_\_ in my English class.

4. **A:** \_\_\_\_\_ is your final test?

**B:** It's \_\_\_\_\_ March.

**A:** \_\_\_\_\_ date?

**B:** March 11th.

**A:** \_\_\_\_\_ final test is \_\_\_\_\_ the  
11th too!

## 4 Listening

Listen to the three conversations. Complete the chart.

	Day	Date
Conversation 1		
Conversation 2		
Conversation 3		

## 5 Pronunciation

Listen to the stress on the words. Then practice.

**May**

**Mom**

**August**

**Sunday**

**September**

**October**

**June**

**Dad**

**April**

**teacher**

**December**

**tomorrow**

## 6 About You

A. Complete the form. Write the information about yourself.

B. Answer the questions.

1. How old is your best friend?

2. What is your best friend's name?

3. How old is your pet?

4. What's your pet's name?

### Information Form

**First name:** \_\_\_\_\_

**Middle name(s):** \_\_\_\_\_



**Last name:** \_\_\_\_\_

**Age:** \_\_\_\_\_

**Birth date:** \_\_\_\_\_



## 7 Conversation



### Real Talk

**Guess what?** = when we tell someone something that will surprise them  
**You're welcome.** = a polite reply to "Thank you"

### About the Conversation

1. What day of the week is it?
2. What month?
3. What's the date?
4. What is today?

### Your Turn

Role-play the conversation with a partner. Use the ending you like.



## 8 Reading

### Before Reading

Look at the pictures and the charts.  
What do you think the reading is about?

# How Old Are They?

Flipper is a dolphin, and he is 5 years old. That is young for a dolphin. It is the age of an 18-year-old person. Flipper is a baby in human years, but he's a teen in dolphin years.



Cleo the cat is one year old. In human years, she's a 15-year-old adolescent.



Ollie the elephant is four years old, and he's only a baby. Samson, his father, is 30. That's still young for an elephant.



Marla is old—even for a turtle. She's 95.



Animal	Life Span	Animal	Life Span
turtle	123 years	horse	33 years
parrot	80 years	rabbit	9 years
elephant	70 years	mouse	4 years

Animal	Age	Human Years
cat	1 year	15 years
	5 years	36 years
	15 years	74 years



How old are you?

### After Reading

1. How old is Flipper?
2. Is Marla young or old for a turtle? How old is she?
3. How old is Cleo the cat?
4. How old is Cleo in human years?



## 2 What Day Is Today?



### 9 Writing

A. Write the question word: **When, Where, What, How**. Match each question with the answer.

- |                              |                           |
|------------------------------|---------------------------|
| 1. _____ is your first name? | a. _____ Chicago.         |
| 2. _____ do you spell that?  | b. _____ Watkins.         |
| 3. _____ old are you?        | c. _____ Robert.          |
| 4. _____ are you from?       | d. _____ I'm 13.          |
| 5. _____ is your birth date? | e. _____ W-A-T-K-I-N-S.   |
| 6. _____ is your last name?  | f. _____ June 17th, 2002. |



#### Writing Corner

- Names begin with a capital letter.  
His name is **Saeed Al-Hassan**.
- The names of countries and cities begin with a capital letter.  
I'm from **Riyadh, Saudi Arabia**.
- Months and days of the week begin with a capital letter.  
Today is **Wednesday, October 16th**.

B. Look at the information form. Look again at the questions in exercise A. Write the question for each piece of information. Complete the form with your information.

- \_\_\_\_\_
- \_\_\_\_\_
- \_\_\_\_\_
- \_\_\_\_\_
- \_\_\_\_\_

Information Form	
First name:	.....
Last name:	.....
City:	.....
Age:	.....
Birth date:	.....

C. Make two more information forms. Then, use the questions to interview two classmates and complete the forms with their information. Remember to ask for spelling.


### 10 Project

Do research and find out the life span of other animals, insects, or plants and say how old they are in human years.



# 11 Form, Meaning and Function

## Classroom English



Good morning.  
Let's start.

Please sit down.

Put your bags away.

Work with a partner.

Take out your pencils.

Open your books.  
Look at page twelve.

Close your books.

Listen and repeat.

**A.** Work with a partner. Read the instructions to your partner. Your partner only follows the instructions when you say "please." Then change roles.

**B.** Write the teacher's instructions in the correct order.

Look at page eighteen.

1. \_\_\_\_\_

Please sit down.

2. \_\_\_\_\_

Read the conversation.

3. \_\_\_\_\_

Good morning. Let's start.

4. \_\_\_\_\_

Open your books.

5. \_\_\_\_\_

# 3 What's That?



رابط المدرس الرقمي

www.ien.edu.sa



airplane

## 1 Listen and Discuss



Which words on these pages do you already know?

Welcome to the museum. My name's Tom. I'm your guide. Follow me. Please don't touch anything. And no photographs.



bicycle



camera



car



telephone



typewriter



headphones



washing machine



calculators



television

What's this?

It's a radio.

And what are those?

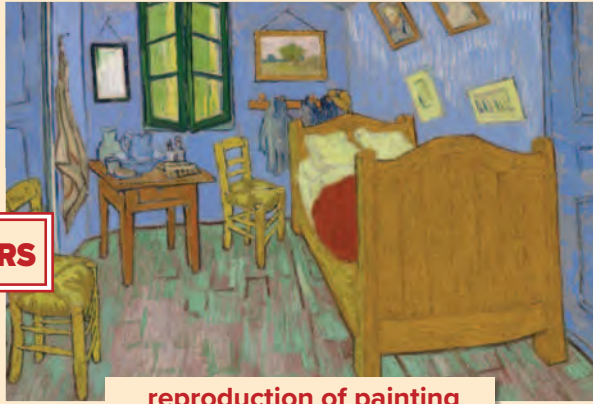
They're calculators.



radio



## POSTERS



reproduction of painting  
by Vincent Van Gogh

## Buy a souvenir at the MUSEUM GIFT SHOP

Check out those  
sculptures.



sculptures

lamp



watches



key chains



tote bags



toys

### Quick Check ✓

- A. Vocabulary.** What things in the pictures do you have?
- B. Comprehension.** Answer **yes** or **no**.  
Tom says:
- \_\_\_\_\_ Welcome to school.
  - \_\_\_\_\_ Follow me.
  - \_\_\_\_\_ Don't take photographs.
  - \_\_\_\_\_ Look at those paintings.

## 2 Pair Work

**Ask** and **answer** about the items in the museum.

- What's that?
- I think it's a bicycle. / I don't know.
- What are these?
- They're key chains.

### FYI

The indefinite articles *a/an* come before singular nouns.  
Use *a* before words that begin with a consonant sound: **a** radio, **a** calculator, **a** painting.  
Use *an* before words that begin with a vowel sound: **an** airplane, **an** English class.

The vowels are **a, e, i, o, u**.

# 3 What's That?

رابط الدرس الرقمي



www.iem.edu.sa

## 3 Grammar

### Demonstrative Pronouns: *this / that / these / those*

Use a demonstrative pronoun in the place of a noun to point to objects.

Use *this/these* for things near you.

Use *that/those* for things far from you.

	near	far
Singular	This	That
Plural	These	Those

**This** school is near to my house.  
I want to buy **this** goldfish.

**That** park is far away from my house.  
Look at **that** bird in the sky!

**These** chairs in my class are red.  
I don't like **these** flowers in my room.

**Those** chairs in the other class are blue.  
I like **those** trees in the park.



### Imperatives

Use the imperative to give a command, or an order, and instructions.

Say *please* to be polite.

#### Affirmative (+)

**Sit** down. / Please **sit** down.

**Come** in. / Please **come** in.

Also use the imperative to give advice.

**Buy** those posters. They're nice.

**Go** out. The weather is good.

#### Negative (-)

**Don't sit** down. / Please **don't sit** down.

**Don't come** in. / Please **don't come** in.

**Don't buy** that painting. It's strange.

**Don't go** out. It is very hot today!

**A.** Work with a partner. Ask and answer. Use *this/that* or *these/those*.

**A:** What's this?

**B:** It's a pencil.



**A:** What are those?

**B:** They're keys.



2.



3.



4.




5.



6.





**B.** Start to draw an object.  
Ask a partner to guess what you are drawing.

**A:** What's this?

**B:** It's a bike.

**A:** No, it's not a bike.

**B:** It's an orange.

**A:** Yes, that's right.

**C.** Match the imperatives with the pictures. Write the letters in the blanks.

**a.** Pay here.   **b.** Don't take photographs.   **c.** Don't use cell phones.   **d.** Don't touch.



1. \_\_\_\_\_



2. \_\_\_\_\_



3. \_\_\_\_\_



4. \_\_\_\_\_

## 4 About You

1. What's in your backpack or bag?

2. What's on your desk?

## 5 Listening

Mark and Andy are on a tour of the museum. Listen. Circle the things they see.



## 6 Pronunciation

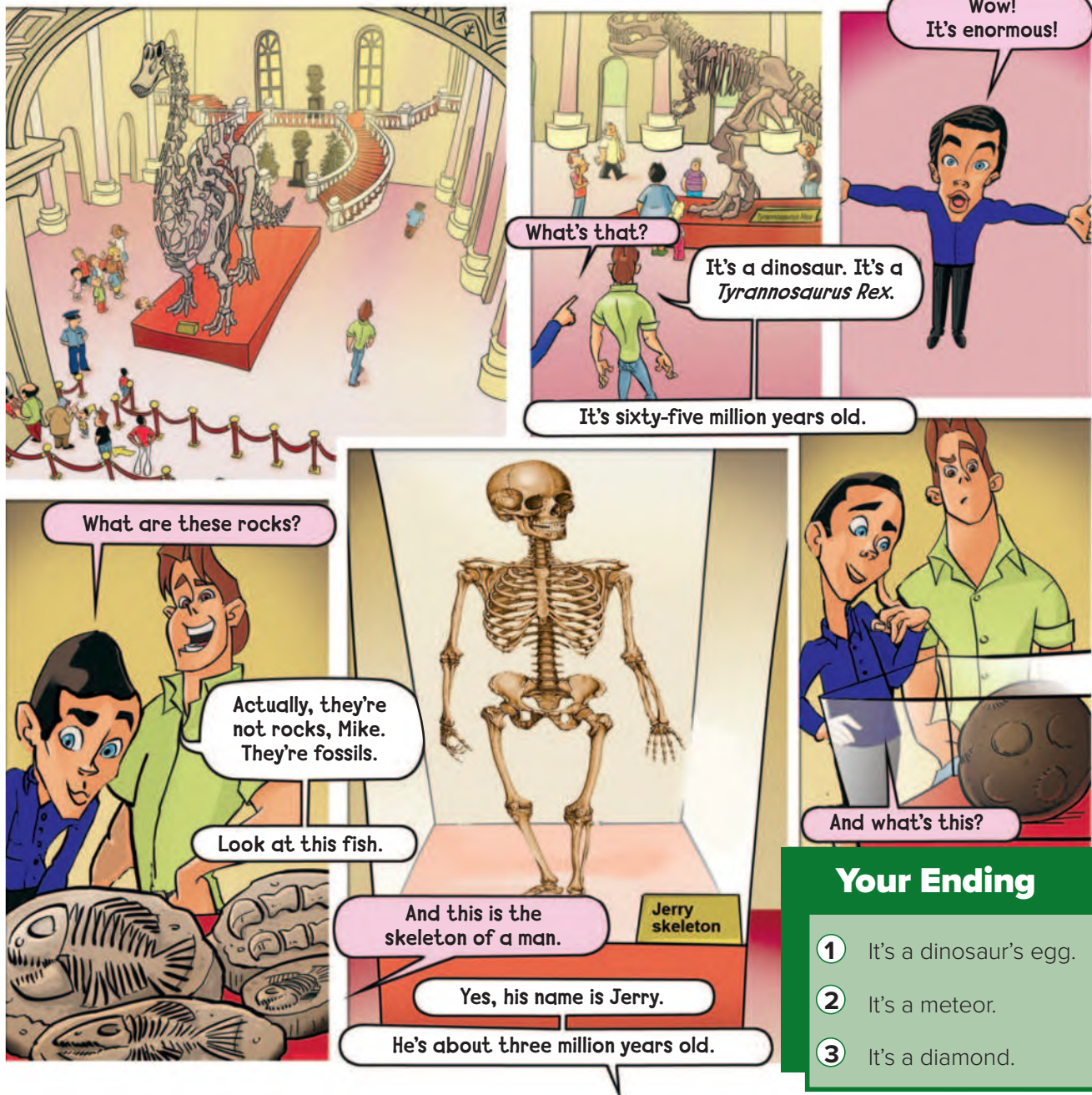
There are two ways to pronounce **th**. Listen. Then practice.

**1**  
**think**  
**tenth**  
**thanks**

**2**  
**this/th**  
**these/th**  
**those**  
**they**



## 7 Conversation



Wow! It's enormous!

What's that?

It's a dinosaur. It's a *Tyrannosaurus Rex*.

It's sixty-five million years old.

What are these rocks?

Actually, they're not rocks, Mike. They're fossils.

Look at this fish.

And this is the skeleton of a man.

Jerry skeleton

Yes, his name is Jerry.

He's about three million years old.

And what's this?

### Your Ending

- 1 It's a dinosaur's egg.
- 2 It's a meteor.
- 3 It's a diamond.

### About the Conversation

Answer **yes** or **no**.

1. \_\_\_ The skeleton of the dinosaur is small.
2. \_\_\_ The "rocks" are really fossils.
3. \_\_\_ The skeleton's name is Mike.
4. \_\_\_ The skeleton of the man is three million years old.

### Your Turn

Role-play the conversation with a partner. Take your partner around the museum. Try to use different items from the ones in the conversation.



## 8 Reading

### Before Reading

What kinds of things do you see in museums?

## Museum of Science


The museum has a lot of things from the world of science and technology. See over 800 exhibits and over 2,000 interactive units.



- Walk through the six-meter model of a human heart.



- See the first spacecraft to go around the moon!



- Go inside a German submarine from World War II, 1944.

### Special Attractions

Now Open!

#### LEONARDO DA VINCI exhibit

Discover the inventions of the famous painter—a man truly before his time!



#### Omnimax 3-D Theater Greece

See the film, and take a journey back in time to the birthplace of Western civilization.

# Museum of Science



### After Reading

Complete the sentences.

1. The museum has things from the world of \_\_\_\_\_.
2. The six-meter model is of a \_\_\_\_\_.
3. The inventions are by \_\_\_\_\_.
4. The film is about \_\_\_\_\_.

### Discussion

1. Are there museums in your town?
2. What's the most famous museum in your country? What is in it?
3. What's your favorite museum? What section?





## 9 Writing

- A. What is a museum you know? What are your favorite objects in the museum? Write notes in the chart. Describe the age, size, or where the objects are from. You can use words like: **old, new, modern, big, small, nice, strange, or interesting.**

Museum: _____	
Object	Description

### Writing Corner

- Use the indefinite article *a* or *an* to introduce a singular noun for the first time.  
The museum has **a** dinosaur skeleton.
- Use the definite article *the* to talk about a noun for the second time.  
**The** dinosaur skeleton is enormous.
- Add *s* to most plural nouns. Do not use the article *a* or *an* with plural nouns.  
The museum has many fossils.
- Use the definite article *the* to talk about plural nouns for the second time.  
**The** fossils are about 200 million years old.

- B. Read the text. What objects are in the museum? What words describe the objects? Underline the guide's instructions.

*Welcome to the National Museum. My name's Hameed. I'm your guide. This exhibit is interesting. Follow me. This is a meteorite. The meteorite is from a crater in the desert. Please, don't touch it. These are dinosaur skeletons. They're big. This skeleton is strange. It isn't a fish. It's a dinosaur from the sea. That's an enormous skeleton of an elephant. The skeleton is about 12 million years old. Please, don't take photographs.*

- C. Be a museum guide. Write about your favorite objects in a museum. Use your notes from the chart in A and ideas from this unit. Describe the objects and give instructions to the visitors.

## 10 Project

Make a brochure for a museum and label the objects in it. Use drawings or photos from the Internet or magazines.

# 11 Form, Meaning and Function

## The Definite Article: *the*

The definite article *the* comes before singular and plural nouns.

**the** student                      **the** students

Use *the* for specific objects or people that were introduced before or that are known. Do not use *the* with plural nouns when talking in general.

He is a tourist. **The** tourist is in New York.

Where are **the** students? They're at **the** art museum.

Teachers work at schools.



Use *the* for objects that are one of a kind.

**the** Earth                      **the** sun                      **the** moon  
**the** stars                      **the** sky                      **the** sea

Use *the* with the names of oceans, seas, rivers, mountain ranges, deserts, groups of states, and monuments.

**the** Red Sea                      **the** Amazon                      **the** Eiffel Tower                      **the** National Museum  
**the** Arabian Desert                      **the** Alps                      **the** United States                      **the** Pacific Ocean

Do not use *the* with proper names, possessive adjectives, months, days of the week, meals, games, sports, or with the words *home*, *school*, *work*, *business*, and *vacation* when used for their purpose.


Fahd is my brother.                      He is in Dubai on business.                      Let's play tennis after lunch.

### A. Write the definite article **the** where necessary.

- \_\_\_\_\_ Riyadh is \_\_\_\_\_ capital of \_\_\_\_\_ Saudi Arabia.
- Look in \_\_\_\_\_ sky! You can see \_\_\_\_\_ moon and \_\_\_\_\_ stars.
- What is \_\_\_\_\_ population of \_\_\_\_\_ Saudi Arabia?
- \_\_\_\_\_ Pyramids are in \_\_\_\_\_ Egypt. \_\_\_\_\_ Nile is in \_\_\_\_\_ Egypt, too.
- \_\_\_\_\_ Spanish is \_\_\_\_\_ official language of \_\_\_\_\_ Mexico.

### B. Write the article **a**, **an**, or **the** where necessary.

- That is \_\_\_\_\_ airplane. \_\_\_\_\_ airplane is in \_\_\_\_\_ sky.
- We play \_\_\_\_\_ football in \_\_\_\_\_ park on \_\_\_\_\_ Saturdays.
- This is \_\_\_\_\_ my father. He is at \_\_\_\_\_ work. He is \_\_\_\_\_ teacher.
- \_\_\_\_\_ exhibits at \_\_\_\_\_ National Museum are very interesting.
- Look at \_\_\_\_\_ picture on \_\_\_\_\_ page 22. \_\_\_\_\_ people are at \_\_\_\_\_ museum.



# 4 Around the World

رابط الدرس الرقمي



www.iem.edu.sa

## 1 Listen and Discuss

What place is in the photo?  
Who are the people in the pictures?







Country	Nationality	Capital
Brazil	Brazilian	Brasilia
Canada	Canadian	Ottawa
Egypt	Egyptian	Cairo
Jordan	Jordanian	Amman
Russia	Russian	Moscow
Syria	Syrian	Damascus
England	English	London
Spain	Spanish	Madrid
Mexico	Mexican	Mexico City
United States	American	Washington, D.C.
Venezuela	Venezuelan	Caracas
Saudi Arabia	Saudi	Riyadh
Oman	Omani	Muscat
China	Chinese	Beijing
France	French	Paris
<b>Others:</b>		

### Quick Check ✓







**A. Vocabulary.** What country and nationality names do you use often? Circle them. Add any others to the chart.

**B. Comprehension.** Answer **yes** or **no**.

- \_\_\_\_\_ Dan is in New York.
- \_\_\_\_\_ Tom isn't Australian.
- \_\_\_\_\_ The English tourists aren't from London.
- \_\_\_\_\_ The man from China is on vacation.

## 2 Pair Work

**A. Ask and answer.**

-  Is Dan from New York?  
 Yes, he is. / No, he isn't.
-  Where is Tom from?  
 He's from Australia.
-  What's his nationality?  
 He's Chinese.

**B. Ask and answer** about yourself.

- Where are you from?
- What's your nationality?
- What's the capital of your country?



## 3 Grammar

### Verb: be

#### Negative (-)

I'm	not	(am not)
You	aren't	(are not)
He		from the U.S.
She	isn't	(is not)
It		

**FYI** isn't = is not, aren't = are not

We		
You	aren't	from the U.S.
They		

#### Questions (?)

Are	you	
Is	he	
	she	from Saudi Arabia?
	it	
Are	we	
	they	

#### Short Answers (+)

I	am.
he	
she	is.
it	
we	are.
they	

#### Short Answers (-)

I'm	not.
he	
she	isn't.
it	
we	aren't.
they	

### Question Word: *Where*

Where	are	you/they	from?
	is	he/she/it	

### Prepositions: *from, in, on*

Sally is <b>from</b> England.	Mr. Omar is here <b>on</b> business.
Rome is <b>in</b> Italy.	Pat is <b>on</b> vacation.

**A.** Complete the conversations. Then practice with a partner.

- |  |   |
|--|---|
| 1. <b>A:</b> _____ they Russian?<br><b>B:</b> No, they _____.<br><b>A:</b> What _____ their nationality?<br><b>B:</b> They _____ Polish. | 3. <b>A:</b> _____ your friend Japanese?<br><b>B:</b> No, he _____.<br><b>A:</b> Where _____ he from?<br><b>B:</b> He _____ from Vietnam. |
| 2. <b>A:</b> _____ are you from?<br><b>B:</b> We _____ from Mexico.<br><b>A:</b> _____ you on vacation?<br><b>B:</b> Yes, we _____.      | 4. <b>A:</b> _____ from Jordan?<br><b>B:</b> Yes, I am.<br><b>A:</b> _____ it hot there?<br><b>B:</b> Yes, it _____.                      |

**B.** Agree or disagree with the following information.

 The official language in Brazil is Spanish.

- The capital of China is Beijing.
- The capital of Korea is Manila.
- Manchester and Liverpool are in Spain.
- The official languages in Canada are English and French.
- The primary language in Mexico is Spanish.

*No, it isn't. It's Portuguese.*

---



---



---



---



---



## 4 Pronunciation

A. Listen and repeat.

Telephone Numbers	Emails	Addresses
754-9730 603-861-5278	bwilson@web.com lia_byrd@spark.com	297 Birch Street 1560 Riverside Avenue

**FYI**

With telephone numbers and addresses, we often say “oh” for zero.

With email addresses: @ = at  
 . = dot  
 \_ = underscore

B. Work with a partner. Ask and answer. Use your own information and the information on the right.

- A: What’s your telephone number?  
 B: It’s 474-6893.  
 A: What’s the area code?  
 B: It’s 305.  
 A: What’s the country code?  
 B: It’s 1.
- A: What’s your address?  
 B: It’s 219 King Street.  
 A: What’s your email address?  
 B: It’s mike\_jones@worldnet.com.
- A: What’s his/her telephone number?  
 B: It’s \_\_\_\_\_.  
 A: What’s his/her address?  
 B: It’s \_\_\_\_\_.

**A TELEPHONE & ADDRESS**

Name *Olivia Anderson* Home \_\_\_\_\_  
 Home Address *2147 Emerson Avenue* Mark *(908) 543-6948*  
*Jersey City, NJ* E-mail *oli@sat.com*  
 Address \_\_\_\_\_ Mobile \_\_\_\_\_

**Charles Chen**  
 56 Maple Road  
 Vancouver, Canada  
 (604) 943-2805  
 c\_chen@spark.com

**Contacts**

**Linda Chapman**  
 897 Willow Drive  
 Los Angeles, CA  
 Cell phone: (213) 548-7691  
 Email: linda@web.com

## 5 Listening

Listen. Mark the correct answer.

- a. (212)                      4. a. nat@star.com  
 b. (202)                      b. ned@star.com
- a. 60 Green Street        5. a. 80 Park Lane  
 b. 16 Green Street        b. 18 Park Lane
- a. (781) 342-7568        6. a. country code 13  
 b. (718) 342-7568        b. country code 30

**International Telephone Codes**

Country	Country Code
Australia	61
China	86
Egypt	20
Germany	49
India	91
Mexico	52
Saudi Arabia	966
Spain	34
U.S.A.	1




## 6 Conversation

### Real Talk

**Excuse me.** = an expression to get someone's attention  
**How about you?** = a way to ask someone the same question



### Your Ending



### About the Conversation

1. Where is Mahmoud from?
2. Is he a student?
3. Is Hussain on business?
4. What's his nationality?

### Your Turn

Role-play conversations like the one above. Use different countries.

## 7 About You

1. Where are you from?
2. What's your nationality?
3. What's your first language?
4. What's your address / email address?
5. What's your telephone number?
6. What countries are your friends from?



## 8 Reading

### Before Reading

Look at the pictures and the map.  
What do you think the reading is about?



# Lapland:

## *The Land of the Midnight Sun*

My name is Hannun, and I'm from Lapland. Lapland is a region in Finland near the Arctic Circle. It's very cold, and from December to January, it's dark most of the time. I live here with my family and my reindeer.



The main city of Lapland is Rovaniemi. It's a famous town in the north of Finland. In the Arctic, people see beautiful skies. The darkest time of the year is on December 21st. There is no sunlight from October. The sun comes out again on March 21st. The Arctic has light all day for the whole summer. This is called the midnight sun.

### After Reading

Complete the chart.

Name of person	
Region	
Country	
Famous town	



## 9 Writing

**A.** Read the information in the **Writing Corner** with your teacher. Then, work with a partner to ask and answer the questions with the information given.

- |                                    |  |
|------------------------------------|--|
| 1. What is your name?              | My name is _____ (your name) _____ .   |
| 2. What is your home address?      | My address is 25674 Pine Street.   |
| 3. What is your telephone number?  | My telephone number is (321) 867-4950.                                       |
| 4. What is your cell phone number? | My cell phone number is 797-300-4953.  |
| 5. What is your email address?     | My email address is <a href="mailto:a.friend@mail.sa">a.friend@mail.sa</a> . |

### Writing Corner

- Street names begin with a capital letter.  
His address is 194 **T**ower **R**oad.
- Put the area code for a telephone number in parentheses. Put a dash after three numbers.  
Say each number one at a time. For the number 0, we say *zero* or *oh*.  
(555) 920-1433                      Say: five, five, five, nine, two, oh, one, four, three, three.
- Email addresses usually don't have capital letters. After the name, we say *at* and write the symbol @. After the server we say *dot* and write a period.  
[myname@server.com](mailto:myname@server.com)                      Say: my name at server dot com.  
[b.smith@mail.ca](mailto:b.smith@mail.ca)                              Say: B dot Smith at mail dot C A.

**B.** Complete the student information form with your information. Make two more information forms. Ask two classmates questions and complete the forms with their information.

Check that the information is correct. Repeat the information to your classmate or ask: "Can you repeat that, please?"

Student Information	
Name:	_____
Address:	_____
Telephone:	_____
Cell phone:	_____
Email:	_____



**C.** Make a new student information form for your teacher with: your name, home address, telephone number, cell phone number, and email address. Your teacher can make a class directory.

## 10 Project

In a group, make a poster with the following information about your country: capital, population, language(s), main cities, and places of interest.

# 11 Form, Meaning and Function

## Requests and Offers: *Can / Will*

Use *can* or *will* for requests.

### Request

**Will** you help me?

**Will** you be my partner?

**Can** you open the window?

**Can** you give me a pencil?

### Agree

Sure.

Of course.

OK.

No problem.

### Refuse

Sorry. I'm busy.

Sorry. I can't.

Use *can* or *will* for offers.

### Offer

I **can** help you.

I **will** be your partner.

I **will** open the window.

I **can** give you a pencil.

### Accept

Thank you.

All right.

OK.

Thanks.


### Refuse

No thanks.

No, that's all right.


No, that's OK.

Be polite. Say ***please, thank you, and you're welcome.***



### A. Write polite requests with ***can*** and ***will***.

Help me.

 *Can you help me, please? / Will you help me, please?*

1. Give me your email address.

\_\_\_\_\_

2. Write your telephone number.

\_\_\_\_\_

3. Tell me the country code for Saudi Arabia.

\_\_\_\_\_

4. Spell your name.

\_\_\_\_\_

5. Repeat that.

\_\_\_\_\_

### B. Practice the requests and offers with a partner. Your partner agrees, accepts, or refuses. Then change roles. Remember to be polite.

# 5 Families, Families

رابطہ المدرس الرقمي




www.ien.edu.sa

## 1 Listen and Discuss

1. Do people in your country usually have big or small families?
2. Which family in the pictures is most like yours?
3. Where are the cities? Mark them on the map. Mark your city/town, too.

## Families Around the Kingdom of Saudi Arabia

### 1 Dammam



Ali with his wife Noura and their baby son Hussain

▲ Hussain is an only child.

### 2 Riyadh



Grandfather Ibrahim and Grandmother Fatima with children and grandchildren

▶ Grandfather Ibrahim has a big family, with many uncles, aunts, and cousins.

### 3 Jeddah



Hameed with his wife Sabah and their children

◀ Hameed and Sabah are the parents of three children—Majid, Mariam, and Badria.

### 4 Abha



Omar with his wife Refaa and their teenage son Faisal

▲ Faisal doesn't have any brothers and sisters.





Ahmed

And this is Ahmed's family.



grandfather  
husband



grandmother  
wife

- ▲ Adel and Asma are Ahmed's grandparents. Adel is Asma's husband. Asma is Adel's wife.



uncle  
son



aunt

- ▲ Hameed is Ahmed's uncle. Mona is Ahmed's aunt. Hameed is Adel and Asma's son. Hameed and Mona are married.



son  
cousin



daughter  
cousin

- ▲ Ali and Farah are Hameed and Mona's son and daughter. They are Ahmed's cousins.

## Quick Check ✓

**A. Vocabulary.** Answer with words for family members.





1. Who's your uncle's wife?
2. Who's your mother's father?
3. Who's your father's brother?
4. Who's your aunt's daughter?

**B. Comprehension.** Answer the questions about Ahmed's family.

1. How many children does Hameed have?
2. Who is Adel's wife?
3. How many brothers does Farah have?
4. Who is Mona's husband?

## 2 Pair Work

**Ask** and **answer** about yourself.

1.  Do you have any brothers and sisters?  
 Yes, I have one brother and two sisters.  
 OR  
 No, I don't. / No. I'm an only child.
2.  What are the names of your family members?  
 My brother's name is \_\_\_\_\_.  
 OR  
 My brothers' names are \_\_\_\_\_.



## 3 Grammar

### Verb: *have*

#### Affirmative (+)

I	<b>have</b>	a sister.
You		
He/She	<b>has</b>	
We		
You	<b>have</b>	
They		

#### Negative (-)

I	<b>don't</b>	have	a sister.
You			
He/She	<b>doesn't</b>		
We			
You	<b>don't</b>		
They			

**FYI**

don't = do not  
doesn't = does not

#### Questions (?)

<b>Do</b>	you/we/they	<b>have</b>	a sister?
<b>Does</b>	he/she		

#### Short Answers (+)

Yes,	I/we/they	<b>do.</b>
	he/she	<b>does.</b>

#### Short Answers (-)

No,	I/we/they	<b>don't.</b>
	he/she	<b>doesn't.</b>

### Quantity Expressions: *any, a lot of/lots of*

**Q:** Do you have **any** brothers and sisters?

**A:** No, I don't have **any** brothers and sisters.

**Q:** Do you have **any** cousins?

**A:** Yes, I have **a lot of (lots of)** cousins.

### Possessives: 's

**Michael has** a sister. That's **Michael's** sister.

**My cousins have** a cat. That's **my cousins'** cat.

### Question Words: *How many, Who*

**Q:** **How many** cousins do you have?

**A:** I have a lot of cousins.

**Q:** **Who** are these children?

**A:** They're my cousins.

**A.** Complete the sentences with possessives ending in **'s** or **s'**. Use the underlined words.

 Brian has a sister. She is Brian's sister.

1. My brother has a cat. That's my \_\_\_\_\_ cat.
2. The girls have a brother. That's the \_\_\_\_\_ brother.
3. Mrs. Smith has a daughter. That's \_\_\_\_\_ baby.
4. My grandfather has a sister. She is my \_\_\_\_\_ sister.
5. The boys have an uncle. That is the \_\_\_\_\_ uncle.



**B.** Ask questions for exercise **A**.

Does Brian have a sister?

C. Ask your classmates about their families. Write their names.

Find someone who...	Name
1. has only one brother	
2. has two brothers	
3. is an only child	
4. comes from a big family	

D. Complete the conversation. Use **do**, **don't**, **have**, or **has**.

**Maha:** Do you \_\_\_\_\_ any brothers and sisters?

**Fatima:** No, I \_\_\_\_\_. I come from a small family. I'm an only child. How about you?

**Maha:** I come from a big family. I \_\_\_\_\_ two brothers and three sisters. My father \_\_\_\_\_ three sisters, and my mother \_\_\_\_\_ three brothers and a sister.

**Fatima:** \_\_\_\_\_ you have many cousins?

**Maha:** Oh, yeah. Lots.



E. Role-play the conversation in exercise D with a partner.

## 4 Listening


Listen. Complete the chart about Sarah's family.

How many?	She has...
brothers	
sisters	
uncles	
aunts	
cousins	

## 5 Pronunciation

Listen to the pronunciation of **Do you...?**

Notice how the words are pronounced together quickly. Then practice.

 **Do you** have a brother?

**Do you** have any cousins?

## 5 Families, Families



### 6 Conversation

**Sabah:** Tell me about your family.

**Badria:** Well, I come from a big family. I have four sisters, no brothers.

**Sabah:** Five girls in your family! Wow! Are any of your sisters married?

**Badria:** Yes, one is married, and the others are all single. I've got a little nephew and a little niece.

**Sabah:** So, you're an aunt.

**Badria:** Yeah. I'm an aunt! How about you?

**Sabah:** I'm an only child, but I have lots of cousins.

**Badria:** Do you miss having a brother or sister?

**Sabah:** Not really. I have the house all to myself!



#### About the Conversation

1. How many brothers and sisters does Badria have?
2. How many are not married?
3. Is Badria an aunt?
4. How about Sabah?
5. Does she miss having a brother or sister?

#### Your Turn

Bring a photo of a family or draw an imaginary family. Describe the family members to a partner or a group.

This is \_\_\_\_\_.

His/Her name is \_\_\_\_\_.

He/She is \_\_\_\_\_ years old.

#### Real Talk

I've got = I have

Not really. = No. Not very much.

### 7 About You

1. Do you have a big or small family?
2. How many brothers and sisters do you have?
3. How many uncles and aunts do you have?
4. How many cousins do you have?
5. How old are your brothers and sisters?
6. Who is your favorite uncle/aunt/cousin?



www.iem.edu.sa

## 8 Reading

### Before Reading

- What makes a good family?
- What are the things that every family needs?

## Family Values and Society



Saudi Arabia has many assets. To build a good future, we have a vision for the country. This vision has three themes. One of these themes is a good society. Families are very important in society. They protect society and they care for the children. A very important part of our country is Islamic values. Islam helps families stay together. Saudi Arabia provides families with support for their children. It assists parents with their children's education. Families care for their children and for the future of the country.

Every family wants a home. Saudi Arabia also helps its families to buy homes and feel safe.

\* Adapted from the text of the Vision Programs at <https://vision2030.gov.sa/en> and from the text that was drafted by the Council of Economic and Development Affairs as instructed by the Custodian of the Two Holy Mosques King Salman bin Abdulaziz Al Saud.



### After Reading

1. What do families do for their children?
2. What things and services does Saudi Arabia give to families?
3. Find words in the text that mean the same as:

1. benefits/advantages	
2. dream/aim	
3. topics	
4. defend	
5. gives	
6. help (2 words) 1 noun, 1 verb	



### Discussion

- Why is family important?
- What do you do, to be a good member of your family?

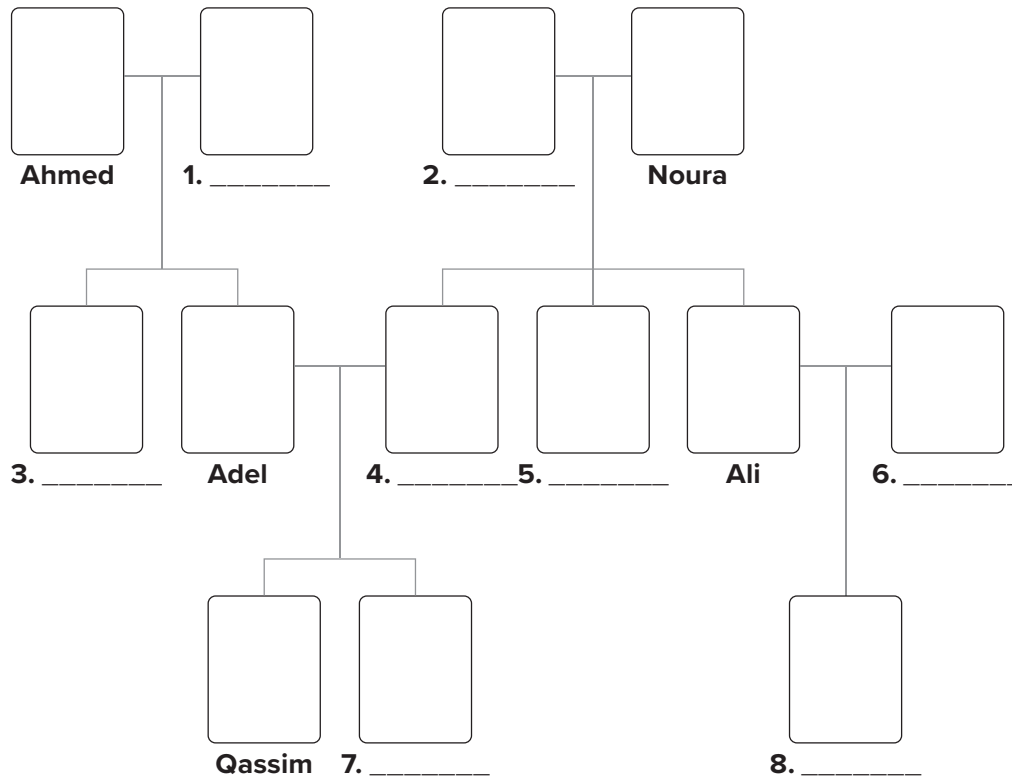




## 9 Writing

A. Read the text and write the names in the family tree. Draw faces for the people or use photos.

This is Qassim's family. His parents' names are Adel and Sahar. He has one sister. Her name's Amina. His father's parents are Ahmed and Farah. They have two children: Adel and Majida. Aunt Majida isn't married. Qassim's other grandparents are Hameed and Noura. Their children's names are Sahar, Fahd, and Ali. Uncle Ali is married. His wife's name is Maha. They have one child. He's Qassim's cousin, Faisal.



### Writing Corner

- Use an apostrophe + s ('s) to show possession after names and singular nouns and an apostrophe (') for regular plural nouns.  
 This is Ahmed's book.                      My brothers' names are Fahd and Ali.
- Use an apostrophe (') for contractions.  
 He's my brother.                              I don't have a sister.  
 We're cousins.                                He doesn't have a brother.

B. Create an imaginary family tree. Give names to the family members. Write a paragraph about the family.

## 10 Project

Create the family tree of the Saudi royal family. Write the names of the family members and use their photos. Write a paragraph about the Saudi royal family.

# 11 Form, Meaning and Function

## Regular and Irregular Plural Nouns

### Regular Plural Nouns

To make a noun plural, add -s at the end of the word.

book    books                      bike    bikes

For nouns that end in s, ss, sh, ch, and x, add -es.

Some nouns that end in o also have -es in plural.

box    boxes                      glass    glasses                      match    matches  
 bus    buses                      dish    dishes                      tomato    tomatoes

**FYI** radio radios

For nouns that end in a consonant and y, change the -y to -ies.

baby    babies                      family    families                      city    cities

But when the noun ends in a vowel and y, add -s.

boy    boys                      day    days                      key    keys

Some nouns that end in f or fe, change to -ves in the plural.

knife    knives                      half    halves                      leaf    leaves

**FYI** roof roofs

### Irregular Plural Nouns

man    men                      child    children                      woman    women  
 foot    feet                      tooth    teeth                      person    people

**A.** Look at the families on page 34. Write the plural of the word in parentheses.

- Hameed and Omar are \_\_\_\_\_ (man). They are \_\_\_\_\_ (husband).
- Sabah and Refaa are \_\_\_\_\_ (woman). They are \_\_\_\_\_ (wife).
- Hameed and Sabah are \_\_\_\_\_ (parent). They have two \_\_\_\_\_ (daughter) and one son. They have three \_\_\_\_\_ (child). Their family has five \_\_\_\_\_ (person).
- Faisal is an only child. He doesn't have any \_\_\_\_\_ (brother) and \_\_\_\_\_ (sister).
- The two \_\_\_\_\_ (family) live in different \_\_\_\_\_ (city).

**B.** Write the plural.

- |                              |                          |
|------------------------------|--------------------------|
| 1. that man <u>those men</u> | 6. that address    _____ |
| 2. this tooth    _____       | 7. that tree    _____    |
| 3. this key    _____         | 8. this shelf    _____   |
| 4. that house    _____       | 9. that country    _____ |
| 5. this watch    _____       | 10. this camera    _____ |






# EXPANSION Units 1–5

## 1 Language Review



A. Write the words in the correct columns.

modern	rabbit	meteor	cat	enormous
painting	skeleton	parrot	famous	mouse
turtle	hot	fossil	dinosaur	big
				
Museum Items	Pets/Animals	Words to Describe		
		💡 <i>modern</i>		

B. Complete the questions. Use **What**, **When**, **Where**, **Who**, or **How**.

Then write answers. Use your own information.

- \_\_\_\_\_ is your nationality? I \_\_\_\_\_.
- \_\_\_\_\_ are your friends from? My friends \_\_\_\_\_.
- \_\_\_\_\_ old is your partner? He/She \_\_\_\_\_.
- \_\_\_\_\_ is your best friend? His/Her name \_\_\_\_\_.
- \_\_\_\_\_ is your friend's email? My friend's email \_\_\_\_\_.
- \_\_\_\_\_ is this in your backpack? It \_\_\_\_\_.
- \_\_\_\_\_ is your pet's name? My \_\_\_\_\_.
- \_\_\_\_\_ is going on a trip? We \_\_\_\_\_.

C. Circle the correct response for each question or statement.

- | Question/Statement               | Response                        |
|----------------------------------|---------------------------------|
| 1. How's it going?               | Not bad. / I'm going home.      |
| 2. See you tomorrow.             | Goodbye. / How are you?         |
| 3. Good evening, Mrs. White.     | Good night. / Good evening.     |
| 4. Thank you.                    | Take care. / You're welcome.    |
| 5. Is this your first time here? | No, it's my last. / Yes, it is. |



**D.** Complete the conversation between a tour guide and a family of tourists.

**A:** \_\_\_\_\_ you Omar?

**B:** Yes, \_\_\_\_\_.

**A:** I'm Frank Lawson. I'm your guide.

**B:** Nice \_\_\_\_\_ you, Frank.  
This \_\_\_\_\_ my family. Those \_\_\_\_\_ my children over there.

**A:** What \_\_\_\_\_ their names?

**B:** The boy's name is Adel, and the girl's \_\_\_\_\_ Mona.

**A:** \_\_\_\_\_ are they?

**B:** Adel is five, and Mona is eight.

**A:** Nice family!


**B:** Thank you.

**E.** Work in groups of three. Write down six commands. Give the commands to another group. They follow the commands.

Go to the window.

**F.** Guess what it is.

1. Give some items to your teacher. Example: pencil, pen, keys, hairbrush, cell phone, etc. Your teacher puts the items into a bag or backpack.
2. One student puts on a blindfold. The student chooses an item, feels it, and says what it is.
3. The class says if the student is right or wrong.



## 2 Reading

### Before Reading

Look at the photos. What do you know about the Dominican Republic?

Read the ad, and complete the questionnaire. Then complete the form.



## Win a Free Trip to the Caribbean!

This is a special contest from Caribbean Cruises. Mark all the correct answers, and win a free trip on one of our ships! You can win a trip from Miami to the Dominican Republic.

- The capital of the Dominican Republic is  
 Santiago.  
 Santo Domingo.  
 San Juan.
- Football | is the national sport.  
 Baseball  
 Surfing
- English | is the official language.  
 French  
 Spanish
- The Dominican Republic is located on the island of  
 Puerto Rico.  
 Jamaica.  
 Hispaniola.
- The principal industry is  
 coconuts.  
 tourism.  
 pineapples.



Complete this form and send it to:

**Win-a-Trip Contest**  
**P.O. Box 247**  
**Miami, FL 33156**

We choose one entry at random,  
 and that is the winner.

Name \_\_\_\_\_  
 Address \_\_\_\_\_  
 Age \_\_\_\_\_  
 Telephone \_\_\_\_\_  
 Email \_\_\_\_\_

Answers: 1. Santo Domingo 2. Baseball 3. Spanish 4. Hispaniola 5. tourism

## After Reading

Answer **yes** or **no**.

- \_\_\_\_\_ The prize for the winner is a free trip.
- \_\_\_\_\_ Caribbean Cruises is an airline.
- \_\_\_\_\_ The contest is about essay writing.
- \_\_\_\_\_ You need to complete your personal information.

## 3 Writing

- A.** Complete the paragraph about the Dominican Republic.  
Use the information on the contest form to help you.

The Dominican Republic \_\_\_\_\_ on the island of Hispaniola. Also on the island is Haiti. The island is in the \_\_\_\_\_ Sea. The \_\_\_\_\_ of the Dominican Republic is Santo Domingo, and \_\_\_\_\_ is the official language. The beaches at Punta Cana and Puerto Plata \_\_\_\_\_ famous. The country is a favorite destination for \_\_\_\_\_.

- B.** Write about your country.  
Use the questions to help you write.

1. Where is your country?  
What countries is it near?
2. What is the capital of your country?
3. What is the official language(s)?
4. What is a famous place in your country?
5. What sports are popular in your country?
6. What is the principal industry?

*My country is* \_\_\_\_\_.

*It is near* \_\_\_\_\_.

*The capital is* \_\_\_\_\_.

*The official language is* \_\_\_\_\_.

*A famous place is* \_\_\_\_\_.

*A popular sport is* \_\_\_\_\_.

*My country is famous for* \_\_\_\_\_.

4 Chant Along 



# Orders, Orders Everywhere



**Chorus**

Orders, orders,  
All around.  
Give me a break—  
Leave me alone.  
Do this, do that,  
And what for?  
I'm not a kid  
Anymore.

Get up, get up,  
Say hello,  
Brush your teeth,  
It's time to go.  
Hurry, hurry,  
You'll be late.  
The bus is here—  
It can't wait.

**Chorus**

Please come in  
And close the door.  
Put your backpacks  
On the floor.  
Stop your talking.  
Open your books.  
Find a partner.  
Work in groups.

**Chorus**

Make your bed,  
Clean your room,  
Sweep the floor,  
Use the broom.  
What's that noise?  
Stop it now.  
Do your homework.  
Get off the phone.

**Chorus**



## Vocabulary

A. Match the two parts of the sentences.

- |                        |               |
|------------------------|---------------|
| 1. Please _____        | a. a partner. |
| 2. Get off _____       | b. the door.  |
| 3. Work with _____     | c. come in.   |
| 4. Close _____         | d. to sweep.  |
| 5. Use the broom _____ | e. the phone. |



B. Write four orders or commands for each situation.

### Before School

1. \_\_\_\_\_
2. \_\_\_\_\_
3. \_\_\_\_\_
4. \_\_\_\_\_

### Classroom

1. \_\_\_\_\_
2. \_\_\_\_\_
3. \_\_\_\_\_
4. \_\_\_\_\_

### After School

1. \_\_\_\_\_
2. \_\_\_\_\_
3. \_\_\_\_\_
4. \_\_\_\_\_

## Comprehension

Answer **yes** or **no**.

- |                                  |  |
|----------------------------------|--|
| 1. _____ The chanter is happy.   | 4. _____ The chanter is a student.               |
| 2. _____ The chanter is a child. | 5. _____ The chanter's transportation is a bike. |
| 3. _____ The bus isn't late.     | 6. _____ The chanter likes orders.               |

## Writing

Write two orders that you don't like at home and two that you don't like in class. Compare with a partner.

### At Home

1. \_\_\_\_\_
2. \_\_\_\_\_

### In Class

1. \_\_\_\_\_
2. \_\_\_\_\_

## 5 Project

Work in a group. Prepare a set of school rules that students would like.

*Don't give homework.*

*Cell phones are OK.*

# Vocabulary

## 1 Good Morning!

### VOCABULARY

#### Nouns

best friend	first name	name
class	friend	principal
classmate	last name	student
family	man	teacher
father (dad)	mother (mom)	woman

#### Parts of the day

afternoon  
evening  
morning  
night

#### Titles

Miss  
Mr.  
Mrs.  
Ms.

#### Adjectives

big  
married  
single

### EXPRESSIONS

#### Greetings

Good afternoon.  
Good evening.  
Good morning.  
Hello.  
Hi.  
Welcome to . . .

#### Saying goodbye

Bye.  
Goodbye.  
Good night.  
See you later.  
Take care.

#### Introductions

How do you spell (name)?  
I'm (name).  
My friends call me (name).  
My name's (name).  
Nice to meet you.  
Nice to meet you, too.  
This is (name).

#### Ask/say how someone is

How are you?  
How's it going?  
I'm fine, thanks.  
I'm OK.  
Not bad.

#### Express thanks

Thanks.  
Thank you.

#### Express regret

I'm sorry.

## 2 What Day Is Today?

### VOCABULARY

#### Nouns

age  
cat  
date  
middle name

#### Adjectives

cute  
favorite  
our  
their  
your

#### Days of the week

Sunday  
Monday  
Tuesday  
Wednesday  
Thursday  
Friday  
Saturday

#### Prepositions

in  
on

#### Months of the year

January  
February  
March  
April  
May  
June  
July  
August  
September  
October  
November  
December

#### Numbers

1 one – 1st first	13 thirteen – 13th thirteenth
2 two – 2nd second	14 fourteen – 14th fourteenth
3 three – 3rd third	15 fifteen – 15th fifteenth
4 four – 4th fourth	16 sixteen – 16th sixteenth
5 five – 5th fifth	17 seventeen – 17th seventeenth
6 six – 6th sixth	18 eighteen – 18th eighteenth
7 seven – 7th seventh	19 nineteen – 19th nineteenth
8 eight – 8th eighth	20 twenty – 20th twentieth
9 nine – 9th ninth	21 twenty-one – 21st twenty-first
10 ten – 10th tenth	22 twenty-two – 22nd twenty-second
11 eleven – 11th eleventh	23 twenty-three – 23rd twenty-third
12 twelve – 12th twelfth	24 twenty-four – 24th twenty-fourth
30 thirty – 30th thirtieth	80 eighty – 80th eightieth
40 forty – 40th fortieth	90 ninety – 90th ninetieth
50 fifty – 50th fiftieth	100 one hundred – one hundredth
60 sixty – 60th sixtieth	1,000 one thousand – one thousandth
70 seventy – 70th seventieth	

### EXPRESSIONS

#### Ask for information

How old are you/they?	What month is it?
How old is he/she?	What day is today?

#### Real Talk

You're welcome.

# Vocabulary

## 3 What's That?

### VOCABULARY

#### Nouns

airplane	fossil	painting	telephone
bicycle / bike	gift shop	pencil	television
calculator	guide	photograph	tote bag
camera	headphones	poster	toy
car	key	radio	typewriter
diamond	key chain	reproduction	washing machine
dinosaur	lamp	sculpture	watch
egg	meteor	skeleton	
fish	museum	souvenir	

#### Verbs

buy  
check out  
follow  
touch

#### Adjectives

enormous  
famous  
nice

#### Pronouns

this / that  
these / those

### EXPRESSIONS

#### Ask for the name of something

What's this/that?  
What are these/those?

#### Polite command

Please...

## 4 Around the World

### VOCABULARY

#### Nouns

address	language
area code	nationality
avenue	people
bus	street
capital	telephone number
cell number	tourist
country	viewer
email	world
home	

#### Nouns—Countries

Australia	Mexico
Brazil	Oman
Canada	Russia
China	Spain
Egypt	Syria
England	United States
France	Venezuela
Jordan	
Kingdom of Saudi Arabia	

#### Adjectives—Nationality

American	Mexican
Australian	Omani
Brazilian	Russian
Canadian	Saudi
Chinese	Spanish
Egyptian	Syrian
English	Venezuelan
French	
Jordanian	

#### Verbs

believe  
say

#### Adjectives

hot  
official

#### Prepositions

around      in  
from          on

### EXPRESSIONS

#### Idioms

on business  
on vacation

#### Ask for information

Where are you from?

#### Real Talk

Excuse me.  
How about you?

# Vocabulary

## 5 Families, Families

### VOCABULARY

#### Nouns

aunt	grandparent
baby	husband
brother	nephew
child / <i>plural</i> : children	niece
cousin	parent
daughter	sister
family	son
grandchildren	uncle
grandfather	wife
grandmother	

#### Verbs

come from  
have  
miss

#### Adjectives

big  
many  
married  
only  
single  
small

### EXPRESSIONS

#### Quantity expressions

a lot of  
any  
lots

#### Real Talk

I've got . . .  
Not really.

## EXPANSION Units 1–5

### VOCABULARY

#### Nouns

ad	kid
backpack	order
broom	pineapple
coconut	prize
contest	questionnaire
destination	ship
door	sport
floor	tourism
form	trip
industry	winner
island	

#### Verbs

brush  
clean  
close  
come in  
do  
find  
get up  
hurry  
use  
wait  
walk  
work

#### Phrases with verbs

brush (one's) teeth  
do (one's) homework  
get off the phone  
give (someone) a break  
sweep the floor

#### Adjectives

late  
national  
popular  
principal

### EXPRESSIONS

#### Idioms

give me a break  
leave me alone  
What for?



# Unit 1 Self Reflection

Things that I liked about Unit 1:	Things that I didn't like very much:
_____	_____
_____	_____
_____	_____

Things that I found easy in Unit 1:	Things that I found difficult in Unit 1:
_____	_____
_____	_____
_____	_____

Unit 1 Checklist	I can do this very well.	I can do this quite well.	I need to study/ practice more.
greet people			
say goodbye			
introduce myself and others			
use the verb <i>be</i>			
use the possessive <i>adjectives my, your, his, her</i>			
talk about school supplies			

My five favorite new words from Unit 1:	If you're still not sure about something from Unit 1:
_____	<ul style="list-style-type: none"> <li>• read through the unit again</li> <li>• listen to the audio material</li> <li>• study the grammar and functions from the unit again</li> <li>• ask your teacher for help</li> </ul>
_____	
_____	



## Unit 2 Self Reflection

Things that I liked about Unit 2:	Things that I didn't like very much:
_____	_____
_____	_____
_____	_____

Things that I found easy in Unit 2:	Things that I found difficult in Unit 2:
_____	_____
_____	_____
_____	_____

Unit 2 Checklist	I can do this very well.	I can do this quite well.	I need to study/practice more.
use the days of the week and the months of the year in context			
use the numbers 1 to 1,000 in context			
use ordinal numbers			
talk about my age			
use the possessive adjectives <i>our, your, their</i>			
use the question words <i>what, when, and how old</i>			
use the prepositions <i>in</i> and <i>on</i> with dates			
follow and give classroom instructions			

My five favorite new words from Unit 2:	If you're still not sure about something from Unit 2:
_____	<ul style="list-style-type: none"> <li>• read through the unit again</li> <li>• listen to the audio material</li> <li>• study the grammar and functions from the unit again</li> <li>• ask your teacher for help</li> </ul>
_____	
_____	

# Unit 3 Self Reflection

Things that I liked about Unit 3:	Things that I didn't like very much:
_____	_____
_____	_____
_____	_____

Things that I found easy in Unit 3:	Things that I found difficult in Unit 3:
_____	_____
_____	_____
_____	_____

Unit 3 Checklist	I can do this very well.	I can do this quite well.	I need to study/ practice more.
give commands and instructions			
ask for identification of things			
use the demonstrative pronouns <i>this/that</i> and <i>these/those</i>			
use imperatives			
use the indefinite articles <i>a/an</i>			
use the definite article <i>the</i>			

My five favorite new words from Unit 3:	If you're still not sure about something from Unit 3:
_____	<ul style="list-style-type: none"> <li>• read through the unit again</li> <li>• listen to the audio material</li> <li>• study the grammar and functions from the unit again</li> <li>• ask your teacher for help</li> </ul>
_____	
_____	



# Unit 4 Self Reflection

Things that I liked about Unit 4:	Things that I didn't like very much:
_____	_____
_____	_____
_____	_____

Things that I found easy in Unit 4:	Things that I found difficult in Unit 4:
_____	_____
_____	_____
_____	_____

Unit 4 Checklist	I can do this very well.	I can do this quite well.	I need to study/practice more.
talk about countries and nationalities			
ask for information with <i>yes/no</i> questions			
give basic personal information			
use the verb <i>be</i> in the negative and in questions and short answers			
use the question word <i>when</i>			
use the prepositions <i>from, in, and on</i>			
use <i>can/will</i> for requests and offers			

My five favorite new words from Unit 4:	If you're still not sure about something from Unit 4:
_____	<ul style="list-style-type: none"> <li>• read through the unit again</li> <li>• listen to the audio material</li> <li>• study the grammar and functions from the unit again</li> <li>• ask your teacher for help</li> </ul>
_____	
_____	

# Unit 5 Self Reflection

Things that I liked about Unit 5:	Things that I didn't like very much:
_____	_____
_____	_____
_____	_____

Things that I found easy in Unit 5:	Things that I found difficult in Unit 5:
_____	_____
_____	_____
_____	_____

Unit 5 Checklist	I can do this very well.	I can do this quite well.	I need to study/ practice more.
identify family members			
describe families			
use the verb <i>have</i> in the affirmative and negative and in questions and short answers			
use the quantity expressions <i>any</i> and <i>a lot of/lots of</i>			
talk about possession with 's			
use the question words <i>how many</i> and <i>who</i>			
use regular and irregular plural nouns			

My five favorite new words from Unit 5:	If you're still not sure about something from Unit 5:
_____	<ul style="list-style-type: none"> <li>• read through the unit again</li> <li>• listen to the audio material</li> <li>• study the grammar and functions from the unit again</li> <li>• ask your teacher for help</li> </ul>
_____	
_____	

# Irregular Verbs

Base Form	Simple Past
be	was/were
become	became
buy	bought
come	came
cut	cut
do	did
draw	drew
drink	drank
drive	drove
eat	ate
fight	fought
find	found
get (up)	got (up)
give	gave
go	went
hang	hung
have	had
hear	heard
know	knew
leave	left
lend	lent
make	made
mean	meant
meet	met
read	read
ride	rode
run	ran
say	said
see	saw
sell	sold
send	sent
sing	sang
sit	sat
sleep	slept
speak	spoke
spend	spent
sweep	swept
swim	swam
take	took
teach	taught
think	thought
understand	understood
wake (up)	woke (up)
wear	wore
write	wrote



# SUPERGOAL 1 Audio Track List

## CD1

Track	Unit	Student Book Section
2	Unit 1	1 Listen and Discuss
3	Unit 1	2 Pair Work
4	Unit 1	4 Pronunciation
5	Unit 1	5 Listening
6	Unit 1	7 Conversation
7	Unit 1	8 Reading
8	Unit 2	1 Listen and Discuss
9	Unit 2	2 Pair Work
10	Unit 2	4 Listening
11	Unit 2	5 Pronunciation
12	Unit 2	7 Conversation
13	Unit 2	8 Reading
14	Unit 3	1 Listen and Discuss
15	Unit 3	2 Pair Work
16	Unit 3	5 Listening
17	Unit 3	6 Pronunciation
18	Unit 3	7 Conversation
19	Unit 3	8 Reading
20	Unit 4	1 Listen and Discuss
21	Unit 4	2 Pair Work
22	Unit 4	4 Pronunciation
23	Unit 4	5 Listening
24	Unit 4	6 Conversation
25	Unit 4	8 Reading
26	Unit 5	1 Listen and Discuss
27	Unit 5	2 Pair Work
28	Unit 5	4 Listening
29	Unit 5	5 Pronunciation
30	Unit 5	6 Conversation
31	Unit 5	8 Reading
32	EXPANSION	2 Reading
33	Units 1–5	4 Chant Along

## CD2

Track	Unit	Student Book Section
2	Unit 6	1 Listen and Discuss
3	Unit 6	2 Pair Work
4	Unit 6	4 Listening
5	Unit 6	5 Pronunciation
6	Unit 6	6 Conversation
7	Unit 6	8 Reading
8	Unit 7	1 Listen and Discuss
9	Unit 7	2 Pair Work
10	Unit 7	4 Listening
11	Unit 7	5 Pronunciation
12	Unit 7	6 Conversation
13	Unit 7	8 Reading
14	Unit 8	1 Listen and Discuss
15	Unit 8	2 Pair Work
16	Unit 8	4 Listening
17	Unit 8	5 Pronunciation
18	Unit 8	6 Conversation
19	Unit 8	8 Reading

20	Unit 9	1 Listen and Discuss
21	Unit 9	2 Pair Work
22	Unit 9	4 Listening
23	Unit 9	5 Pronunciation
24	Unit 9	6 Conversation
25	Unit 9	8 Reading
26	Unit 10	1 Listen and Discuss
27	Unit 10	2 Pair Work
28	Unit 10	4 Listening
29	Unit 10	5 Pronunciation
30	Unit 10	6 Conversation
31	Unit 10	8 Reading
32	Unit 11	1 Listen and Discuss
33	Unit 11	2 Pair Work
34	Unit 11	4 Listening
35	Unit 11	5 Pronunciation
36	Unit 11	6 Conversation
37	Unit 11	8 Reading
38		2 Reading
39	EXPANSION	5 Chant Along
40	Units 6–11	7 Reading
41		8 Chant Along

## CD3

Track	Unit	Student Book Section
2	Unit 12	1 Listen and Discuss
3	Unit 12	2 Pair Work
4	Unit 12	4 Listening
5	Unit 12	5 Pronunciation
6	Unit 12	6 Conversation
7	Unit 12	8 Reading
8	Unit 13	1 Listen and Discuss
9	Unit 13	2 Pair Work
10	Unit 13	4 Listening
11	Unit 13	5 Pronunciation
12	Unit 13	6 Conversation
13	Unit 13	8 Reading
14	Unit 14	1 Listen and Discuss
15	Unit 14	2 Pair Work
16	Unit 14	4 Listening
17	Unit 14	5 Pronunciation
18	Unit 14	6 Conversation
19	Unit 14	8 Reading
20	Unit 15	1 Listen and Discuss
21	Unit 15	2 Pair Work
22	Unit 15	4 Listening
23	Unit 15	5 Pronunciation
24	Unit 15	6 Conversation
25	Unit 15	8 Reading
26	Unit 16	1 Listen and Discuss
27	Unit 16	2 Pair Work
28	Unit 16	4 Listening
29	Unit 16	5 Pronunciation
30	Unit 16	6 Conversation
31	Unit 16	8 Reading
32	EXPANSION	2 Reading
33	Units 12–16	4 Chant Along



## SuperGoal 1 Workbook

*SuperGoal Series* Copyright © 2009 by McGraw-Hill Education

Adaptation Copyright © 2024 by McGraw-Hill Education (UK) Limited

Published by arrangement with McGraw Hill LLC

ALL RIGHTS RESERVED. NO PART OF THIS BOOK MAY BE REPRODUCED OR TRANSMITTED IN ANY FORM OR BY ANY MEANS, ELECTRONIC OR MECHANICAL, INCLUDING PHOTOCOPYING, RECORDING OR BY INFORMATION STORAGE AND RETRIEVAL SYSTEMS, WITHOUT PERMISSION IN WRITING FROM MCGRAW HILL.

ISBN: 9781398928466

Contributing Writer: Kevin Sharpe

*Publisher:* Jorge Rodríguez Hernández

*Editorial director:* Anita Raducanu

*Art direction:* Heloisa Yara Tiburtius

*Interior design and production:* Page2, LLC

*Cover design:* Page2, LLC

*Photo coordinator:* Kevin Sharpe

Photo Credits: The Photo Credits section for this book on page 261 is considered an extension of the copyright page.

© 2024. Exclusive rights by McGraw-Hill Education (UK) Limited for manufacture and export. This book cannot be re-exported from the country to which it is sold by McGraw-Hill Education (UK) Limited.



 www.mheducation.com

وزارة التعليم  
Ministry of Education  
2024 - 1446



SUPER

# GOAL 1

WORKBOOK

**MANUEL DOS SANTOS**



وزارة التعليم  
Ministry of Education  
2024 - 1446



# Contents

Term 1	Unit	<b>1</b>	Good Morning!	<b>187</b>
	Unit	<b>2</b>	What Day Is Today?	<b>191</b>
	Unit	<b>3</b>	What's That?	<b>195</b>
	Unit	<b>4</b>	Around the World	<b>199</b>
	Unit	<b>5</b>	Families, Families	<b>203</b>
			EXPANSION Units 1–5	<b>207</b>
Term 2	Unit	<b>6</b>	Is There a View?	<b>209</b>
	Unit	<b>7</b>	Where Do You Live?	<b>213</b>
	Unit	<b>8</b>	What Are You Doing?	<b>217</b>
	Unit	<b>9</b>	What Do You Do?	<b>221</b>
	Unit	<b>10</b>	What's School Like?	<b>225</b>
	Unit	<b>11</b>	What Time Do You Get Up?	<b>229</b>
			EXPANSION Units 6-11	<b>233</b>
Term 3	Unit	<b>12</b>	What Can You Do There?	<b>237</b>
	Unit	<b>13</b>	What Are You Going to Wear There?	<b>241</b>
	Unit	<b>14</b>	Let's Celebrate	<b>245</b>
	Unit	<b>15</b>	Then and Now	<b>249</b>
	Unit	<b>16</b>	What Did You Do Last Week?	<b>253</b>
			EXPANSION Units 12-16	<b>257</b>



# 1 Good Morning!

Term 1

**A** Write the correct expression in each picture.

Good night.





Good morning.

Goodbye.

Good evening.

Nice to meet you.

Hi. How are you?



# 1 Good Morning!

**B** Complete the sentences. Use the correct form of the verb **be**.

💡 Mrs. Rivera is Anita's mom.

1. Omar \_\_\_\_\_ a student.
2. You \_\_\_\_\_ a teacher.
3. This \_\_\_\_\_ Jennifer. But her friends call her Jenny.
4. Mr. Bond \_\_\_\_\_ a good teacher.
5. Asma and Mona \_\_\_\_\_ best friends.
6. We \_\_\_\_\_ students.
7. He \_\_\_\_\_ Ahmed.
8. **A:** How \_\_\_\_\_ you?  
**B:** I \_\_\_\_\_ fine, thanks.

**C** Complete the sentences. Use contractions with **be**.

💡 This is my friend, Saeed. He's a student.


1. This is my first day here. \_\_\_\_\_ your new classmate.
2. This is my friend. \_\_\_\_\_ a student.
3. This is Mr. Lee. \_\_\_\_\_ the principal.
4. My name is Paul. \_\_\_\_\_ a student.
5. This is Mr. White and Mr. Cole. \_\_\_\_\_ teachers.
6. Our names are Adel and Fahd. \_\_\_\_\_ best friends.
7. You are my friend. \_\_\_\_\_ my best friend!
8. Saeed and Alex are friends. \_\_\_\_\_ classmates, too.



**D** Complete the sentences. Use possessive adjectives.

⚡ He's a student. His name is Saud.

1. This is my sister. \_\_\_\_\_ name is Amira.
2. This is the teacher. \_\_\_\_\_ name is Mr. Ahmed.
3. I'm a student. \_\_\_\_\_ name is Alan.
4. Daniel is a student. \_\_\_\_\_ friends call him Dan.
5. Hi. My name's Yuko. What's \_\_\_\_\_ name?
6. This is my mother. \_\_\_\_\_ name is Kate.
7. Good morning, class! I'm your English teacher.  
\_\_\_\_\_ name is Ms. Fatimah.
8. **A:** What's \_\_\_\_\_ name?  
**B:** My name's Yasmin.



**E** Complete the sentences. Use a form of the verb **be** or **my, your, his, her**.

Hello! My name **(1)** \_\_\_\_\_ Manuel. But **(2)** \_\_\_\_\_ friends call me Manolo.

I **(3)** \_\_\_\_\_ a student. This is **(4)** \_\_\_\_\_ friend Andrew. **(5)** \_\_\_\_\_ friends call him Andy. He **(6)** \_\_\_\_\_ a student, too. Timmy **(7)** \_\_\_\_\_ my classmate.

**(8)** \_\_\_\_\_ friends call him Tiny. Tiny means "small." What's **(9)** \_\_\_\_\_ name?

# 1 Good Morning!

**F** Unscramble the words. Write the letters in the boxes.  
Find the secret word!

1. olshoc

2. detnust

3. lpsel

4. etem

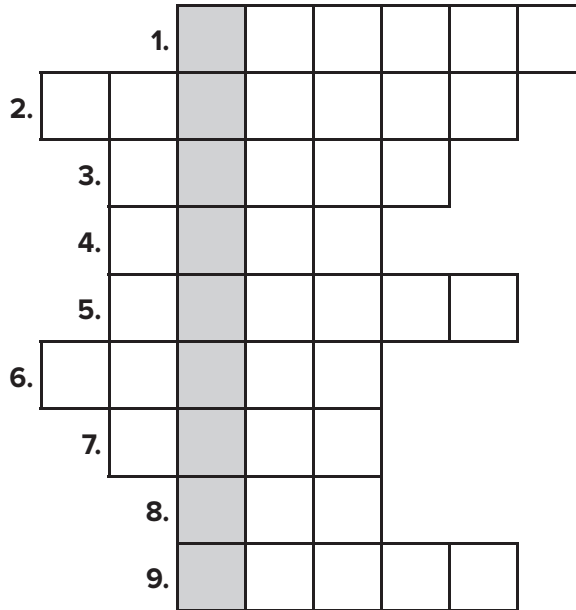
5. drenif

6. gnhit

7. uyor

8. rea

9. eralt



The secret word is: \_\_\_\_\_

## G WRITING

Look at the picture. Write a conversation.

Paul: \_\_\_\_\_, \_\_\_\_\_ Paul Wilson.

John: \_\_\_\_\_, Paul. \_\_\_\_\_ John.

This is \_\_\_\_\_ friend, Samuel.

But \_\_\_\_\_ friends call him \_\_\_\_\_.

Paul: \_\_\_\_\_, Sam.

Sam: \_\_\_\_\_.


Paul: Mr. Lee and Mr. Grant \_\_\_\_\_

the teachers.

\_\_\_\_\_, Mr. Lee!

Mr. Lee: \_\_\_\_\_, Paul! \_\_\_\_\_?

Paul: \_\_\_\_\_, thanks.



# 2 What Day Is Today?

**A** Write the days of the week in the correct order.

💡 Sunday \_\_\_\_\_

**B** Write the months in the correct order on the calendar below.

CALENDAR			
<i>J</i> [Grid]	<i>F</i> [Grid]	<i>M</i> [Grid]	<i>A</i> [Grid]
<i>M</i> [Grid]	<i>J</i> [Grid]	<i>J</i> [Grid]	<i>A</i> [Grid]
<i>S</i> [Grid]	<i>O</i> [Grid]	<i>N</i> [Grid]	<i>D</i> [Grid]

**C** Write the numbers in words. Then write the answer.

💡  $8 + 16 = ?$       Eight plus sixteen equals twenty-four.

1.  $13 + 33 = ?$  \_\_\_\_\_

2.  $21 + 15 = ?$  \_\_\_\_\_

3.  $43 + 57 = ?$  \_\_\_\_\_

4.  $76 + 4 = ?$  \_\_\_\_\_

5.  $11 + 18 = ?$  \_\_\_\_\_



## 2 What Day Is Today?

**D** Fill in the numbers.

! thirty-first, thirty-second, thirty-third

- sixth, \_\_\_\_\_, eighth
- fourteenth, \_\_\_\_\_, sixteenth
- eleventh, \_\_\_\_\_, thirteenth
- fifty-fourth, \_\_\_\_\_, fifty-sixth
- twentieth, thirtieth, \_\_\_\_\_
- \_\_\_\_\_, seventieth, eightieth
- seventeenth, \_\_\_\_\_, nineteenth
- \_\_\_\_\_, sixty-third, sixty-fourth

**E** Write the following dates.

! 9/27: September twenty-seventh

2/15: \_\_\_\_\_

5/5: \_\_\_\_\_

12/30: \_\_\_\_\_

6/11: \_\_\_\_\_

4/25: \_\_\_\_\_



**F** Match.

- \_\_\_\_\_ How old are Jim and Jack? **a.** I'm 19.
- \_\_\_\_\_ When is their graduation? **b.** It's Monday.
- \_\_\_\_\_ How old are you? **c.** They're Jim and Jack.
- \_\_\_\_\_ What day is today? **d.** Their graduation is today!
- \_\_\_\_\_ What are their names? **e.** They're 18.
- \_\_\_\_\_ What month is it? **f.** It's June.





**G** Circle the correct possessive adjective.

! **Abdullah, congratulations! When is ( their / (your) ) graduation?**

1. Hello. My name is Sabah. What is ( your / our ) name?
2. They are eighteen years old. ( Your / Their ) graduation ceremony is today.
3. **A:** What are your names?  
**B:** ( Their / Our ) names are Yahya and Adel.
4. The boys are ten years old. ( Your / Their ) final test is October 7.
5. Your clothes are so amazing! And ( our / your ) clothes are great, too.



**H** Circle the correct question words.

! **((What) / When ) is your name?**

1. ( How old / When ) is his brother?
2. ( When / What ) day is today? It's Thursday!
3. It's May 15th. ( What / When ) is the final test?
4. ( What / When ) are their names?
5. ( When / What ) is the date tomorrow? It's April 7th.

**I** Write the correct word. Use *in* or *on*.

! \_\_\_\_\_ *on* \_\_\_\_\_ **January 1st**

- |                    |                       |
|--------------------|-----------------------|
| 1. _____ Saturdays | 5. _____ March        |
| 2. _____ Thursdays | 6. _____ October 30th |
| 3. _____ April     | 7. _____ Mondays      |
| 4. _____ July 23rd | 8. _____ November     |



## 2 What Day Is Today?

**J** Complete the crossword puzzle. Spell out the numbers.

**Across**

1	t	w	2	e	l	f	t	h
---	---	---	---	---	---	---	---	---

1. 12th

3. 3rd

4. 19

7. 5th


**Down**

2. 11th

3. 20th

5. 80

6. 90



**K WRITING**

Write about yourself.

*My name is \_\_\_\_\_.*

*I am \_\_\_\_\_ years old.*

*My final test is in the \_\_\_\_\_ month  
of the year. It's in \_\_\_\_\_.*

*\_\_\_\_\_ is my best friend.*

*He/She is \_\_\_\_\_ years old.*

*His/Her final test is on \_\_\_\_\_.*

# 3 What's That?

**A** Write the name of each item.



*laptop computer*

1



\_\_\_\_\_

6



\_\_\_\_\_

2



\_\_\_\_\_

7



\_\_\_\_\_

3



\_\_\_\_\_

8



\_\_\_\_\_

4



\_\_\_\_\_

9



\_\_\_\_\_

5



\_\_\_\_\_

10



\_\_\_\_\_

**B** Write the items from **A** in the correct columns. Use **a** or **an** for each one.

Travel	Electronics	Personal Items
	💡 <i>a laptop computer</i>	



# 3 What's That?

**C** Change to the plural.

💡 What's this?

What are these?

💡 It's a sculpture.

They're sculptures.

1. What's that?

\_\_\_\_\_

2. It's a calculator.

\_\_\_\_\_

3. It's a pencil.

\_\_\_\_\_

4. It's my key.

\_\_\_\_\_

5. That's a car.

\_\_\_\_\_

6. It's her painting.

\_\_\_\_\_



**D** Write a polite affirmative (+) or negative (-) sentence for each picture.

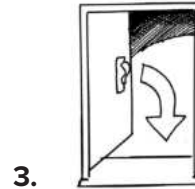
close the door  
stand up

use cell phones  
talk

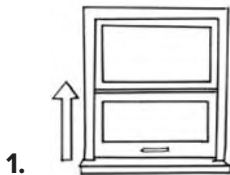
open the window  
take photographs



Please don't stand up.



\_\_\_\_\_



\_\_\_\_\_



\_\_\_\_\_



\_\_\_\_\_



\_\_\_\_\_



**E** Look at the photos. Complete the conversations. Use **this / these** for things near. Use **that / those** for things not near.



A: *What's this?*

B: *It's a watch.*



A: *What's that?*

B: *It's a calculator.*



1. A: \_\_\_\_\_

B: \_\_\_\_\_



4. A: \_\_\_\_\_

B: \_\_\_\_\_



2. A: \_\_\_\_\_

B: \_\_\_\_\_



5. A: \_\_\_\_\_

B: \_\_\_\_\_



3. A: \_\_\_\_\_

B: \_\_\_\_\_



6. A: \_\_\_\_\_

B: \_\_\_\_\_



# 3 What's That?

**F** Fill in the blanks with the correct singular or plural words.

Singular	Plural
💡 that car	<u>those cars</u>
1. this telephone	_____
2. _____	those pencils
3. this watch	_____
4. _____	those dinosaurs
5. this radio	_____

**G** Look at the photos. What do you see? Write the words. Use **a** or **an**.



1. a man  
an airplane  
\_\_\_\_\_

2. \_\_\_\_\_  
\_\_\_\_\_

3. \_\_\_\_\_  
\_\_\_\_\_

## H WRITING

Buy some gifts for your family and friends. Make a list. Use **a** or **an**.

<i>Gift List</i>	
<i>Gift</i>	<i>For...?</i>
💡 <i>a toy</i>	<i>Maha</i>

# 4 Around the World

**A** Read the clues and complete the word for each country or nationality.

1. A person that is from Jordan. J \_\_\_\_\_
2. Paris is the capital of this country. F \_\_\_\_\_
3. Moscow is in this country. R \_\_\_\_\_
4. A person that is from the United States. A \_\_\_\_\_
5. Ottawa is the capital of this country. C \_\_\_\_\_
6. Beijing is in this country. C \_\_\_\_\_
7. A person from England is \_\_\_\_\_. E \_\_\_\_\_
8. Athens is in this country. G \_\_\_\_\_
9. Caracas is the capital of this country. V \_\_\_\_\_
10. Cairo is in this country. E \_\_\_\_\_

**B** Fill in each blank with the correct word from the box.

Brazilian	Saudi	England	Australia	Egyptian	Omani
-----------	-------	---------	-----------	----------	-------

1. I'm \_\_\_\_\_. I'm from the Kingdom of Saudi Arabia.
2. Ali isn't Syrian. He's \_\_\_\_\_. He lives in Muscat.
3. Saeed is on business in London. He's in \_\_\_\_\_ right now.
4. Karen is English, but she lives in Sydney, \_\_\_\_\_.
5. I'm from Brazil. My nationality is \_\_\_\_\_.
6. Aisha is from Egypt. She is \_\_\_\_\_.



## 4 Around the World



**C** Complete the conversation. Fill in each blank with the correct form of the verb **be**. Circle the correct preposition.

**Tom** is (in/ on) Brazil. He meets Eduardo and Roberto.

**Tom:** Hi. My name \_\_\_\_\_ Tom. What's your name?

**Eduardo:** I' \_\_\_\_\_ Eduardo. This \_\_\_\_\_ my friend, Roberto.

**Roberto:** Hi, Tom. Where \_\_\_\_\_ you from?

**Tom:** I' \_\_\_\_\_ ( in / from ) the United States. I'm ( on / in ) vacation here in Brazil for the first time. \_\_\_\_\_ you Brazilian?

**Roberto:** No, we' \_\_\_\_\_ ( on / from ) Cuenca, but we live ( in / on ) Rio de Janeiro now.

**Tom:** \_\_\_\_\_ Cuenca in Colombia?

**Eduardo:** No, it \_\_\_\_\_ . It' \_\_\_\_\_ ( in / from ) Ecuador.

**D** Answer the questions. Use short answers. For negative answers, write the correct information.

1. Is Eduardo from Brazil? \_\_\_\_\_

2. Is Roberto Eduardo's friend? \_\_\_\_\_

3. Is Tom on business? \_\_\_\_\_

4. Is Tom from Colombia? \_\_\_\_\_

5. Are Roberto and Eduardo Ecuadorian? \_\_\_\_\_

6. Is Cuenca in Ecuador? \_\_\_\_\_

7. Are they in the United States now? \_\_\_\_\_

8. Are Roberto and Eduardo on vacation? \_\_\_\_\_



بِسْمِ اللَّهِ الرَّحْمَنِ الرَّحِيمِ



**E** Tick  the correct answer to each question.

1 Are you Saudi?  Yes, he is.  
 No, she's not. She's Vietnamese.  
 Yes, I'm from Saudi Arabia.

2 Is Carol from Paris?  Yes, she is.  
 No, I'm not.  
 It's in France.

3 Where are you from?  Yes, I am.  
 He's from Egypt.  
 I'm from England.

4 What's your telephone number?  It's 25 Main Street.  
 It's emily.smith@worldnet.com.  
 It's 389-555-0029.

5 Are you on vacation?  Yes, we are.  
 Yes, they are.  
 I'm from Germany.

6 Is Seattle in California?  No, it isn't. It's in Washington.  
 Yes, you are.  
 It's American.

**F** Complete the conversation. Choose from the words in the box.

are    on    bye    they    from    vacation    I'm    where

**Max:** Excuse me. \_\_\_\_\_ these the bags for flight 128?

**Agusto:** Yes, \_\_\_\_\_ are.

**Max:** \_\_\_\_\_ are you from?

**Agusto:** \_\_\_\_\_ from Venezuela. How about you?

**Max:** I'm \_\_\_\_\_ Canada.

**Agusto:** Are you here \_\_\_\_\_ business?

**Max:** No, I'm not. I'm here on \_\_\_\_\_.

**Agusto:** Here's my bag. Goodbye! Enjoy your visit!

**Max:** \_\_\_\_\_!




# 4 Around the World

## G READING

Read the description of Carlos. Complete the form.

Hi. My name is Carlos Torres. I'm Chilean, but I live in the U.S. I live in Los Angeles, California. I am eighteen years old. My email address is carlos123@worldnet.com. My phone number is 310-555-9901.



School  
Information  
Form

Name: \_\_\_\_\_

Nationality: \_\_\_\_\_

Address—city, state (if appropriate), country:  
\_\_\_\_\_

Age: \_\_\_\_\_

Email address: \_\_\_\_\_

Phone number: \_\_\_\_\_

## H WRITING

Complete the form with your information.

School  
Information  
Form

Name: \_\_\_\_\_

Nationality: \_\_\_\_\_


Address—city, state (if appropriate), country:  
\_\_\_\_\_

Age: \_\_\_\_\_

Email address: \_\_\_\_\_

Phone number: \_\_\_\_\_

# 5 Families, Families



**A** Answer **yes** or **no**.

1. \_\_\_\_\_ Sahar is Khaled's wife.
2. \_\_\_\_\_ Omar is Hanan's son.
3. \_\_\_\_\_ Refaa is Omar's sister.
4. \_\_\_\_\_ Ali is Noura's grandfather.

**B** Complete the sentences. Who is Khaled?

1. He's Majedah's \_\_\_\_\_.
2. He's Hanan's \_\_\_\_\_.
3. He's Sahar's \_\_\_\_\_.
4. He's Amal's \_\_\_\_\_.


**C** Who are you in your family? Look at exercises **A** and **B** for ideas.

💡 I'm Hussain's son/daughter \_\_\_\_\_.

1. I'm \_\_\_\_\_.
2. I'm \_\_\_\_\_.
3. I'm \_\_\_\_\_.
4. I'm \_\_\_\_\_.
5. I'm \_\_\_\_\_.

# 5 Families, Families

**D** Complete the sentences. Use **have**, **has**, **don't have**, or **doesn't have**. Use the information on page 36.

 Khaled has two sisters.


1. Omar and Majedah \_\_\_\_\_ three children.
2. Khaled \_\_\_\_\_ any brothers.
3. Noura \_\_\_\_\_ one sister.
4. Ali and Hanan \_\_\_\_\_ three children.

**E** Write the possessive.

 the son of Ali Ali's son


1. the aunt of Sahar \_\_\_\_\_
2. the father of the children \_\_\_\_\_
3. the mother of the girls \_\_\_\_\_
4. the bags of the aunts \_\_\_\_\_

**F** Answer the questions. Use **any**, **a lot of**, or **lots of**.

 Your aunt and uncle don't have any children.  
Do you have any cousins? No, I don't have any cousins.

1. Your father has seven brothers.  
Do you have any uncles? \_\_\_\_\_
2. Your grandmother and grandfather  
have five daughters and one son.  
Do you have any aunts? \_\_\_\_\_
3. You are an only child.  
Do you have any sisters? \_\_\_\_\_
4. You have a big family.  
Do you have any brothers and sisters? \_\_\_\_\_

**G** Here are the answers. What are the questions? Use **How many** or **Who**.

-  How many brothers does Khaled have ? Khaled doesn't have any brothers.
1. \_\_\_\_\_ ? Khaled has two sisters.
  2. \_\_\_\_\_ ? Khaled's mother is Majedah.
  3. \_\_\_\_\_ ? Khaled's aunt is Refaa.
  4. \_\_\_\_\_ ? Refaa and Hameed have one child.
  5. \_\_\_\_\_ ? Khaled's grandparents are Ali and Hanan.

## H READING

**Clerk:** What's your name?

**Child:** Olivia.

**Clerk:** What's your last name?

**Child:** Parker.

**Clerk:** What's your father's name?

**Child:** Daddy.

**Clerk:** OK. What's your address?

**Child:** Main Street.

**Clerk:** What's your telephone number?

**Child:** I don't know.

**Mother:** There you are, Olivia! Thank you, Ms. ...?

**Clerk:** Ms. Jones. Please teach Olivia her address and telephone number.

**Mother:** Yes, Ms. Jones. Thank you.



Write **yes** or **no**.

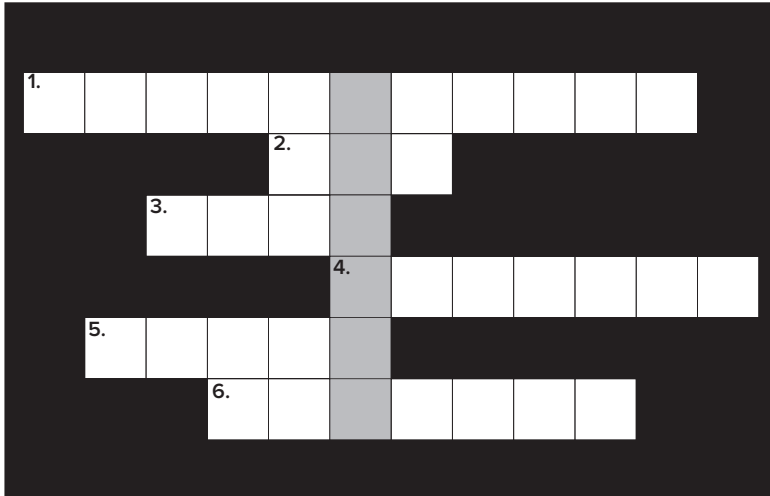
1. \_\_\_\_\_ Olivia is the clerk's daughter.
2. \_\_\_\_\_ Olivia is Mrs. Parker's daughter.
3. \_\_\_\_\_ Olivia knows her address.
4. \_\_\_\_\_ Olivia knows her telephone number.
5. \_\_\_\_\_ Olivia says her father's name.



# 5 Families, Families

**I** Complete the sentences. Then write the words in the puzzle. Find the secret word!

1. My mother's mother is my \_\_\_\_\_.
2. My parents' child is their daughter or \_\_\_\_\_.
3. My uncle's wife is my \_\_\_\_\_.
4. My father is my mother's \_\_\_\_\_.
5. My mother's brother is my \_\_\_\_\_.
6. My mother and father are my \_\_\_\_\_.



The secret word is \_\_\_\_\_.

## **J** WRITING

Write about your family. Answer these questions.

1. How many brothers and sisters do you have?
2. What are your brothers' and sisters' names?
3. How old are your brothers and sisters?
4. Who is the baby in your family?
5. What are your grandparents' names?
6. How many aunts do you have?
7. How many uncles do you have?
8. Your aunts' children are your cousins.  
How many cousins do you have?
9. Do you have a pet?
10. What is your pet's name?

*My Family*

---

---

---

---

---

---

---

---

---

---

---

---

---

---

---

---

---

---

---

---

---


---

---


---

# EXPANSION Units 1 – 5


**A** Complete the questions. Use **What**, **When**, **Where**, or **How old**.  
Then match each question to its correct answer.

-  Where \_\_\_\_\_ are you from? \_\_\_\_\_ g
- |                                    |                                |
|------------------------------------|--------------------------------|
| 1. _____ is your graduation? _____ | a. My school is near my house. |
| 2. _____ day is today? _____       | b. He's twenty years old.      |
| 3. _____ are you? _____            | c. My house is on Park Avenue. |
| 4. _____ is your house? _____      | d. I graduate in June.         |
| 5. _____ month is it? _____        | e. It's September.             |
| 6. _____ is your school? _____     | f. Today is Monday.            |
| 7. _____ is your brother? _____    | g. I'm from the United States. |
|                                    | h. I'm seventeen.              |

**B** Write the negative.


-  **Sit down.**                      Don't sit down.
- |                                 |                              |
|---------------------------------|------------------------------|
| 1. Please close the door. _____ | 3. He is from Oman. _____    |
| 2. Today is Sunday. _____       | 4. They are sisters. _____   |
|                                 | 5. I am ten years old. _____ |

**C** Change the statements to questions.

-  **Today is (Tuesday).**                      Is today Tuesday?
- |                              |       |
|------------------------------|-------|
| 1. It's March 17th today.    | _____ |
| 2. Sabah is 17 years old.    | _____ |
| 3. You're from Syria.        | _____ |
| 4. You're Jordanian.         | _____ |
| 5. That's your pencil.       | _____ |
| 6. Those are our posters.    | _____ |
| 7. That's a famous painting. | _____ |

# EXPANSION Units 1 – 5

**D** Complete the crossword puzzle. Use the clues on the right.



## ACROSS

1. greeting
4. he, she, \_\_\_\_\_
6. day of the week
9. Sit \_\_\_\_\_.

## DOWN

1. she/her, he/ \_\_\_\_\_
2. month
3. day of the week
5. \_\_\_\_\_ is your name?
7. You \_\_\_\_\_ I are friends.
8. We \_\_\_\_\_ students.
10. How \_\_\_\_\_ are you?
11. opposite of yes

**E** Write the correct form of the verb *be*.

Today **(1)** \_\_\_\_\_ Monday. It **(2)** \_\_\_\_\_ the first day of school. Mr. Clark and his students **(3)** \_\_\_\_\_ in class. There **(4)** \_\_\_\_\_ twenty students and twenty-one desks. One desk **(5)** \_\_\_\_\_ for Mr. Clark.

“How old **(6)** \_\_\_\_\_ you, Brandon?” asks Mr. Clark. Brandon **(7)** \_\_\_\_\_ sixteen years old. The students **(8)** \_\_\_\_\_ all 16 or 17 years old. Mr. Clark **(9)** \_\_\_\_\_ seventeen years old. He **(10)** \_\_\_\_\_ thirty-five. It **(11)** \_\_\_\_\_ his first day at this school. “I **(12)** \_\_\_\_\_ your new teacher,” says Mr. Clark.

