

Hello!
We are the *All Sorts!*
We will be with you
throughout the school year
to help you reach all
your top goals
in English!



TopGoal!



Nico Dantaz Rachel Finnie

1



Top Goal, Student Book 1

Published by McGraw-Hill Education (UK) Limited
Unit 4, Foundation Park,
Roxborough Way,
Maidenhead SL6 3UD
T: +44 (0) 1628 502500
Website: www.mheducation.co.uk

British Library Cataloguing in Publication Data

A catalogue record for this book is available from the British Library.

Academic Design and Course Consultants: Nico Dantaz and Rachel Finnie
Content Development and Editorial Production: The Content Station Ltd.
Design and Layout: The Content Station Ltd.
Cover Design: Vicky Xinou – purple
Audio Production: Bob Schneider and Hallary Dworet for Bobally Records

Published by McGraw-Hill Education. Copyright © 2024 by McGraw-Hill Education. All rights reserved. No part of this publication may be reproduced or distributed in any form or by any means, or stored in a database or retrieval system, without the prior written consent of McGraw-Hill Education, including, but not limited to, in any network or other electronic storage or transmission, or broadcast for distance learning.

ISBN-13: 9781398960473
ISBN-10: 1398960470

© 2024 Exclusive rights by McGraw-Hill Education (UK) Limited for manufacture and export. This book cannot be re-exported from the country to which it is sold by McGraw-Hill Education (UK) Limited.



Contents

المحتويات



C	Contents	3a
S	Scope and Sequence	3b
W	Welcome!	4
1	Family Events	10
2	Chores	22
3	Stories	34
4	After-School Fun	46
5	Outdoor Fun	58
6	House Accidents	70
7	Wildlife	82
8	Weather	94
G	Goodbye!	106
V	Vocabulary	112
A	Audio Track List	114
W	Workbook	117

TERM

1

TERM

2

TERM

3

3a

C



UNIT	VOCABULARY			GRAMMAR	SAMPLE LANGUAGE
W Welcome!	REVISION OF: beautiful, dirty, fantastic, favorite, great	TEACHING OF: • afraid, brilliant, dangerous, different, exciting, naughty, surprised, terrible; ordinal numbers 1st–20th	EXPOSURE TO: celebrate, celebration, excellent	REVISION OF: Verb <i>to be</i> : Simple Past; adverbs of frequency; comparatives and superlatives	
1 Family Events	REVISION OF: man, woman	TEACHING OF: • aunt, cousin, daughter, granddaughter, grandson, grown-up, parent, son, uncle, chatty, helpful, kind, lazy, strong, tired, weak	EXPOSURE TO: ancient, attractive, create, culture, development, huge, husband, gathering, grandparent, kitten, modern, parrot, rabbit, site, tourist, wife, worship	REVISION OF: (Grammar 1) <i>How often</i> + adverbs of frequency TEACHING OF: (Grammar 2) Possessive pronouns with <i>whose</i>	Grammar 1: • How often do you walk in the park? I always walk in the morning. • I never forget to feed the cat. • It happens very rarely. Grammar 2: • Whose dress was that? Was it yours? • It wasn't ours. It was theirs.
2 Chores		TEACHING OF: • catch (the bus), comic book, get dressed, get undressed, get off / get on (a bus), grandparents • get up, leaf / leaves, ride (n), trash can, wake up; clear the table, cut the grass, feed the animals, make the bed, set the table, sweep the floor, take out the trash, wash the dishes	EXPOSURE TO: broom, bucket, dustpan	REVISION OF: (Grammar 1) Simple Present vs. Present Progressive TEACHING OF: (Grammar 2) <i>Can</i> – offers and requests	Grammar 1: • What are you doing? I'm reading. • I always read comic books. Grammar 2: • Can you sweep the floor for me? • Can I take out the trash for you?
3 Stories	REVISION OF: clap, jump, nice, old, open, young	TEACHING OF: • call, carry, climb, cry, dream, drop, laugh, prefer, score, shout, wait; e-mail, fix, invite, need, plant, rob, stop, water	EXPOSURE TO: blessed, business, education, faith, globe, health, leader, mean (adj), nation, polite, population, push, Simple Future, vision, yesterday	TEACHING OF: (Grammar 1) Simple Past – affirmative and negative TEACHING OF: (Grammar 2) Simple Past – questions and short answers	Grammar 1: • He jumped and shouted. • He didn't laugh. Grammar 2: • Did you play with your friends? Yes, I did. • Did she win? No, she didn't.
4 After-School Fun	REVISION OF: listen to music, play sports, play the piano, read books, run in the park, see a movie, watch TV, write stories	TEACHING OF: • catch the ball, dress up, go shopping, hide, inside, make a model, outside, play board games, play video games, take photos, texting, vlogging; badly, carefully, happily, loudly, luckily, quickly, quietly, slowly		TEACHING OF: (Grammar 1) Simple Past – regular and irregular verbs REVISION OF: (Grammar 2) Conjunctions: <i>but, and, because, so, when</i>	Grammar 1: • Did you go shopping? Yes, I went shopping with my sister. • I didn't play soccer. I watched TV. Grammar 2: • I went to the mall because I had to buy clothes. • I want to learn to play the guitar, so I'm going to take lessons. • When I need help, I ask my mom.



READING	SEL	WORD WORK	LISTENING	SPEAKING	WRITING	INTEGRATED LEARNING	PROJECT
<ul style="list-style-type: none"> A story about a family photo (Predicting from pictures) A description of a favorite photo (Understanding a description of a photo) 	<ul style="list-style-type: none"> Social awareness: Listening and responding to the needs and wants of others 	<ul style="list-style-type: none"> Informal words with <i>-y</i> 	<ul style="list-style-type: none"> Interviews about families (Listening for detail) 	<ul style="list-style-type: none"> Asking and answering questions about activities 	<ul style="list-style-type: none"> Writing a paragraph about your family 	<ul style="list-style-type: none"> Social Studies: Diriyah 	<ul style="list-style-type: none"> Creating a family portrait
<ul style="list-style-type: none"> A story about helping grandparents (Identifying character actions) A text about families' routines (Reading for detail) 	<ul style="list-style-type: none"> Social awareness: Helping around the house 	<ul style="list-style-type: none"> Words that can function as nouns or verbs 	<ul style="list-style-type: none"> A conversation about routines (Listening for general understanding and identifying activities) 	<ul style="list-style-type: none"> Talking about your daily routine 	<ul style="list-style-type: none"> Writing a paragraph about your family routine 	<ul style="list-style-type: none"> Natural Science: Cleanliness 	<ul style="list-style-type: none"> Designing a chore chart
<ul style="list-style-type: none"> A story about children having an adventure in the playground (Identifying character events) A school play (Completing information about a text) 	<ul style="list-style-type: none"> Social awareness: Using verbal and non-verbal cues to know how someone else feels 	<ul style="list-style-type: none"> Doubling the final consonant in the Simple Past 	<ul style="list-style-type: none"> A conversation about a story book (Listening for similarities and differences) 	<ul style="list-style-type: none"> Telling your favorite story 	<ul style="list-style-type: none"> Writing a play for your favorite story 	<ul style="list-style-type: none"> Language Arts: Mark Twain 	<ul style="list-style-type: none"> Writing a school play
<ul style="list-style-type: none"> A story about a memorable trip to the mall (Identifying and ordering events) A blog about hobbies (Identifying details) 	<ul style="list-style-type: none"> Social awareness: Working effectively with others who are different from you and have different viewpoints 	<ul style="list-style-type: none"> Forming adverbs with <i>-ly</i> and <i>-ily</i> 	<ul style="list-style-type: none"> A conversation about a school gardening project (Listening for details) 	<ul style="list-style-type: none"> Talking about your after-school activities 	<ul style="list-style-type: none"> Writing a blog post about your parents' after-school activities 	<ul style="list-style-type: none"> Social Studies: Games from the past 	<ul style="list-style-type: none"> Creating a video game





UNIT	VOCABULARY		GRAMMAR	SAMPLE LANGUAGE	
5 Outdoor Fun		TEACHING OF: <ul style="list-style-type: none"> cave, countryside, desert, Earth, field, forest, hill, island, lake, land, mountain, waterfall; close, deep, far, ground, hard, high, low, snail 	EXPOSURE TO: decide, fan, fighting sports, finish, forget, martial arts, prefer, ride, roller coaster, safe, scary, show, theme park, try	TEACHING OF: (Grammar 1) Verb + <i>to</i> infinitive vs. verb + <i>-ing</i> TEACHING OF: (Grammar 2) <i>Could / couldn't</i> for past ability	Grammar 1: <ul style="list-style-type: none"> I decided to go to the countryside. We went walking around the lake. Grammar 2: <ul style="list-style-type: none"> Could you run fast when you were five? Yes, I could. I couldn't ride a horse when I was five.
6 House Accidents		TEACHING OF: <ul style="list-style-type: none"> back, cough, cry, cut, earache, fall, headache, hurt, sick, stomachache, toothache, X-ray, all right, band aid, downstairs, ill, put on, stomach, take off, upstairs 	EXPOSURE TO: medicine, take care, well (adj, adv), What's the matter?, wrong	TEACHING OF: (Grammar 1) Expressing obligation, advice, and prohibition with <i>have to</i> , <i>must</i> , and <i>should</i> TEACHING OF: (Grammar 2) Indefinite pronouns	Grammar 1: <ul style="list-style-type: none"> You have to sit down and wait. You must stay in a dark room. You mustn't look at any screens. You should take this medicine. You shouldn't play outside today. Grammar 2: <ul style="list-style-type: none"> Everything hurts. It hurts everywhere. I have something in my eye. I don't see anything in your eye. There's nothing wrong.
7 Wildlife	REVISION OF: elephant, giraffe, tiger	TEACHING OF: <ul style="list-style-type: none"> asleep, cage, danger, fast, frightened, jungle, kangaroo, lion, panda, parrot, polar bear, slowly; brave, careful, friendly, pretty, safe, slow, smart, tall 	EXPOSURE TO: tortoise, turtle	TEACHING OF: (Grammar 1) Restrictive relative clauses: <i>who</i> , <i>which</i> , <i>that</i> , <i>where</i> , <i>when</i> , and <i>whose</i> REVISION OF: (Grammar 2) Comparatives and superlatives with adverbs and long and short adjectives	Grammar 1: <ul style="list-style-type: none"> That's the vet who works in the zoo. This is where the pandas live. This is the tiger that makes me feel frightened. REVISION OF: (Grammar 2) <ul style="list-style-type: none"> Cats walk more quietly than horses. Cats are the most friendly animals in the world.
8 Weather		TEACHING OF: <ul style="list-style-type: none"> cloud, cloudy, cold, hot, ice, rain, rainbow, sky, snow, sun, sunny, windy; cool, season, summer, temperature, warm, weather, wind, winter 	EXPOSURE TO: communicate, community, fall, identity, livability, logo, reflect, technology, shape, spring, sustainability, values	REVISION OF: (Grammar 1) Future predictions with <i>be going to</i> REVISION OF: (Grammar 2) The verb <i>to be</i> – Simple Present and Simple Past	Grammar 1: <ul style="list-style-type: none"> What's the weather going to be like this afternoon? It's going to be cold, but it isn't going to rain. Grammar 2: <ul style="list-style-type: none"> What is the weather like today? It is snowy. What was the weather like yesterday? It was cloudy, but it wasn't rainy.
G Goodbye!	REVISION OF: cave, draw, go shopping, grandparents, hill, ice, kitten, naughty, walk, weather, wet clothes, windy			REVISION OF: Future with <i>be going to</i> , verb + <i>to</i> infinitive vs. verb + <i>-ing</i> , Simple Past, restrictive relative clauses	



READING	SEL	WORD WORK	LISTENING	SPEAKING	WRITING	INTEGRATED LEARNING	PROJECT
<ul style="list-style-type: none"> A story set in the forest (Reading for gist) A blog post about a vacation (Identifying details) 	<ul style="list-style-type: none"> Self-management: Dealing with stress 	<ul style="list-style-type: none"> Word families 	<ul style="list-style-type: none"> A conversation about vacations (Listening for gist and details) 	<ul style="list-style-type: none"> Talking about outdoor activities 	<ul style="list-style-type: none"> Writing a blog post about your summer vacation 	<ul style="list-style-type: none"> Social Studies: Dragon Ball - Qiddiyah 	<ul style="list-style-type: none"> Making a model of an ancient outdoor activity
<ul style="list-style-type: none"> A story about a dad who has a house accident (Identifying details) An article about first-aid (Reading for specific information) 	<ul style="list-style-type: none"> Responsible decision-making: Understand the consequences of your actions 	<ul style="list-style-type: none"> Indefinite pronouns and compound nouns 	<ul style="list-style-type: none"> House safety advice (Listening for advice) 	<ul style="list-style-type: none"> Talking about accidents at home 	<ul style="list-style-type: none"> Writing a first-aid procedure for your school 	<ul style="list-style-type: none"> Natural Science: Good hygiene habits 	<ul style="list-style-type: none"> Acting out a scene of a house accident
<ul style="list-style-type: none"> An interview with a vet at an animal shelter (Identifying setting) An online article about wild animals (Comparing and contrasting) 	<ul style="list-style-type: none"> Relationship skills: Identifying relationships that aren't healthy or safe 	<ul style="list-style-type: none"> Classifying words 	<ul style="list-style-type: none"> An interview with a vet (Listening for predictions) 	<ul style="list-style-type: none"> Interviewing your partner about their favorite animal 	<ul style="list-style-type: none"> Writing an animal fact file 	<ul style="list-style-type: none"> Natural Science: Native animals 	<ul style="list-style-type: none"> Designing an animal shelter
<ul style="list-style-type: none"> A story about a visit to a weather dome (Identifying problems and solutions) An article about the weather (Comparing and contrasting) 	<ul style="list-style-type: none"> Responsible decision-making: Identifying choices that may result in problems, and solving these problems 	<ul style="list-style-type: none"> Adding -y to make adjectives from nouns 	<ul style="list-style-type: none"> An interview with a weather reporter (Listening for specific information) 	<ul style="list-style-type: none"> Describing the weather 	<ul style="list-style-type: none"> Writing a paragraph about your favorite season 	<ul style="list-style-type: none"> Art: NEOM 	<ul style="list-style-type: none"> Making a paper pinwheel





1 Listen, read, and point.

2 Listen, point, and say.

Don't *drop* the books!

لا تسقطي الكتب!

أستطيع أن أحملهم، لكنهم ثقيلون!

I can *carry* them, but they're heavy!

What do you like to do for fun?

ماذا تحبي أن تفعلي من أجل المرح؟

أنا أحب القفز بالحبل.

I like to *jump rope*.

أنا أحب تسلق الأشجار.

I like to *climb* trees.

ما الامر؟

What's wrong?

I *dreamed* I was a soccer player. I *scored* three goals.

هاهاها.

Hahaha.

حلمت أنني لاعب كرة قدم وسجلت ثلاثة أهداف.

Don't *laugh*.

لا تضحكي.

Yay! Storytime!

يااي! وقت القصة!

Don't *shout*! Now, do you *prefer* an old or a new story?

لا تصرخي! الآن، هل تفضلي قصة قديمة أم جديدة؟

واحدة جديدة.

A new one.

My mom's very late!

أمي متأخرة جداً!

لا تبكي، سأتصل بها، انتظري هنا.

Don't *cry*. I'll *call* her. You *wait* here.

ما هي قصتك المفضلة؟
What are your favorite stories?



3 انظر واكتب.
Look and write.



1 carry تحمل



2 call يتصل



3 climb تسلق




4 dream تحلم



5 laugh تضحك



6 shout صراخ



7 score سجل النقاط



8 cry يبكي



9 wait ينتظر



10 jump تقفز



11 prefer يفضل



12 drop يسقط

4 Read the poem and circle the correct word.

اقرأ القصيدة ثم ضع دائرة حول الكلمة الصحيحة.

We're having fun at school.
Who wants to come along?
We're having fun at school.
So come and read this poem!

I love to 'climb / carry a big tree.
I prefer to jump rope.
I want to 'shout / score some goals.
Soccer game, here we go!

We're ³crying / laughing and playing.
It's a special day today.
We have balloons and cake.
It's a special day today!

We're having fun at school.
Who wants to come along?
We're having fun at school.
So come and read this poem!

اقرأ القصيدة بصوت عال مع الفصل.

5 Read the poem aloud as a class.

قم بتمثيل الكلمات من التمرين 3 وخبنها مع زميلك.

6 Act out words from Exercise 3 and guess with your partner.



You're climbing a tree!

أنت تتسلق شجرة!

Are you jumping?

هل انت تقفز؟

No. Try again.

هذا صحيح.

That's correct.



1 Look, read, and answer.

لم ينتظر هاشم، بل ركل الكرة وسجل هدفاً.

Hashim **didn't wait**. He **kicked** the ball and **scored** a goal.

قفز وصاح للاحتفال، لكنه لم يضحك أمام اللاعبين الآخرين.

He **jumped** and **shouted** to celebrate, but he **didn't laugh** in front of the other players.

حمل أصدقاء هاشم إلى ملعب كرة القدم للاحتفال بالهدف، واتصل والده بأمه ليخبرها بالهدف!

Hashim's friends **carried** him around the soccer field to celebrate. His dad **called** his mom to tell her about the goal!

- 1 Are the actions in the pictures in the past or the present? **past.**
 - 2 What do the verbs in the affirmative sentences have in common? **they end in -ed.**
 - 3 How do we form a negative sentence? **did + not + verb in the base form.**
- اقرأ وأكمل المخطط.

2 Read and complete the chart.

الماضي البسيط الإيجابي

الماضي البسيط السلبي

Simple Past Affirmative

Simple Past Negative

I ¹ played soccer yesterday.
She ³ scored a goal in the game.
He ⁵ laughed at my joke this morning.
We ⁷ carried Abdullah around the soccer field after the game.

I ² didn't play soccer last Thursday.
You ⁴ didn't score a goal in the game.
He ⁶ didn't laugh at my joke last night.
We ⁸ didn't carry Abdullah around the soccer field before the game.


3 Read and choose the correct answer. اقرأ واختر الإجابة الصحيحة.

- 1 We form the Simple Past affirmative by adding -ed / -d to the end of a verb ending in a consonant.
- 2 We form the Simple Past affirmative by adding -ed / -d to the end of a verb ending in -e.
- 3 We form the Simple Past affirmative by changing -y to -i and adding -ed / -d to the end of a verb ending in a consonant and -y.
- 4 We form the Simple Past negative by adding did / did not + the base form of the verb.



انظر إلى الصورة وأكمل الجمل.

4 Look at the picture and complete the sentences.



قفزت لونا بالحبل أثناء فترة الاستراحة.

- 1 Luna jumped (jump) rope during recess.
- 2 Izzy solved (solve) a problem in math class.
- 3 Sally played (play) soccer with her friends yesterday.
- 4 Evelyn dropped (drop) her book in the playground.
- 5 Vicky laughed (laugh) at the funny story in the book.
- 6 Emma carried (carry) the teacher's books to the classroom.
- 7 Ava shouted (shout) at her team at the soccer game.
- 8 Zoe pushed (push) Chloe on the swing.

أكمل بالأفعال في صيغة النفي أو الإيجاب.

5 Complete with the verbs in the negative or affirmative form.

- 1 Hanan didn't play soccer. She played basketball.
- 2 My mom called my sister. She didn't call my dad.
- 3 Badria dropped her pencils. She didn't drop her notebook.
- 4 Faris didn't score two goals in the game. He scored only one goal.
- 5 Nawal didn't skip rope with Amal. She jumped rope with Noura and Wafa.

انظر إلى الصور واكتب ما فعلوه وما لم يفعلوه.

6 Look at the pictures. Write what they did and didn't do.



انتظار الحافلة
wait for the bus ✓



لعب كرة
play soccer ✗
لم يلعب كرة



تسلق الشجرة
climb the tree ✗



مشاهدة التلفزيون
watch TV ✓

- 1 She waited for the bus. انتظرت الحافلة
- 2 He didn't play soccer.
- 3 She didn't climb the tree.
- 4 They watched TV. لقد شاهدوا التلفاز.

7 Write about your activities. Then tell your partner.

اكتب عن أنشطتك، ثم أخبر زميلك عنها.

Yesterday, I ...


أمس، أنا...

On the weekend,
I didn't ...

في عطلة نهاية الأسبوع، لم أفعل...



انظر وتأكد من (✓) أو ضع علامة (X).



1 Look and check (✓) or cross (X).

- 1 The students are on the playground. ✓ ١- الطلاب في ساحة اللعب. ✓
2 The girl sitting alone looks happy. X ٢- الفتاة التي تجلس بمفردها تبدو سعيدة. X
استمع واقرا. اكتب (صواب) أو (خطأ).

2 Listen and read. Write T (true) or F (false).

The New Kid

الأطفال يلعبون في ساحة اللعب، وهناك فتاة تجلس بمفردها.
"من هذو؟" سألت إيزي.
"أعتقد أنها طالبة جديدة" أجابت جولي.
"أوه، لا! إنها تبكي! دعنا نذهب ونقول مرحباً."
"مرحباً، أنا جولي."
"أم... أنا سامانثا."
"يسعدني أن أراك، سامانثا. هل أنت جديدة؟" سألت ليز.
"نعم، انتقلت عائلتي إلى هنا منذ أسبوعين"، أجابت سامانثا.
"لماذا أنت حزينة؟" سألت إيزي.
"أنا وحدي. لا أعرف أحداً." أجابت سامانثا. "لا تبكي. هل تريد
اللعب معنا؟" سألت ليز.
"نعم، من فضلك. ماذا تلعبين؟" سألت سامانثا. "نحن نبحث عن
وحوش. إذا وجدت وحشاً، فستحصلين على نقطة"، أجابت جولي.
"يبدو هذا ممتعاً." انضمت إليهم سامانثا. ضحك الأطفال ولعبوا
بحثاً عن الوحوش. تسلقوا الأشجار وقفزوا على الأوراق.
التقطت سامانثا بعض الأوراق وصاحت، "انظروا! ها هي واحدة!"
ضحكت ليز. "هذا ليس وحشاً، سامانثا. هذه مجرد دودة". أسقطت
سامانثا الدودة. ضحك الجميع.

The children are playing on the playground. A girl is sitting alone.

"Who is that?" Izzy asked.

"I think she's a new student," Julie answered.

"Oh, no! She's crying! Let's go and say hello."

"Hello, I'm Julie."

"Um ... I'm Samantha."

"It's nice to meet you, Samantha. Are you new?" Liz asked.

"Yes, my family moved here two weeks ago," Samantha answered.

"Why are you sad?" Izzy asked.

"I'm alone. I don't know anyone." Samantha answered.

"Don't cry. Do you want to play with us?" Liz asked.

"Yes, please. What are you playing?" Samantha asked.

"We're looking for monsters. If you find a monster, you score a point," Julie answered.

"That sounds fun." Samantha joined them.

The children laughed and played looking for monsters. They climbed the trees and jumped in the leaves.

Samantha picked up some leaves and shouted, "Look! Here's one!"

Liz laughed. "That's not a monster, Samantha. That's just a worm."

Samantha dropped the worm. Everyone laughed.

١ - فتاة تجلس بمفردها.

- 1 A girl is sitting alone. T ٢ - تسأل الفتيات عن سامانثا.
2 The girls ask about Samantha. T
٣ - تعيش سامانثا مع جدتها. F
3 Samantha lives with her grandma. F
٤ - انتقلت سامانثا إلى المدينة منذ عامين. F
4 Samantha moved to town two years ago. F
٥ - كانت ليز وجولي لطيفتين مع سامانثا. T
5 Liz and Julie were nice to Samantha. T
٦ - قررت سامانثا اللعب مع الأطفال الآخرين. T
6 Samantha decided to play with the other children. T
٧ - سامانثا التقطت ورقة حقيقية. F
7 Samantha picked up a real monster. F
٨ - ليز فقط هي من ضحكت على سامانثا. F
8 Only Liz laughed at Samantha. F

٧ - التقطت سامانثا وحشاً حقيقياً.

٨ - ليز فقط هي من ضحكت على سامانثا.

التعلم الاجتماعي والعاطفي

Social and Emotional Learning

اقرأ وأجب.

Read and answer.

- 1 How do you know if a friend is sad?
2 How do you know if a friend is happy?
3 What other ways can you tell how someone feels?

١ - كيف تعرف أن صديقك حزين؟

٢ - كيف تعرف أن صديقك سعيد؟

٣ - ما هي الطرق الأخرى التي يمكنك من خلالها معرفة ما يشعر به شخص ما؟

انظر إلى الصور وتأكد من (✓) ما هو الصحيح.

1 Look at the pictures. Check (✓) what is true.



1 The children are in the classroom. ✓

2 They are playing a game.

3 The teacher is reading a book. ✓

١ - الأطفال في الفصل الدراسي.

٢ - إنهم يلعبون لعبة.

٣ - المعلم يقرأ كتاباً.

2 **3.4** Listen and choose the correct word.

1 The children liked / didn't like the story.

2 Liz cried / laughed when the mice were scared because a cat meowed.

3 Julie thinks the City Mouse was polite / nice to invite her friend.

4 Izzy thinks the Country Mouse liked / didn't like the city.

5 Samantha thinks the Country Mouse wanted to leave / visit the city.

اقرأ عن القصة، وصحح الأخطاء، ثم استمع وتحقق.

3 **3.5** Read about the story. Correct the mistakes. Then listen and check.

My favorite story is *The Country Mouse and the City Mouse*. One mouse lives in the country, and one mouse lives in the city. The City Mouse visited the country, but didn't like it very much. She then invited the Country Mouse to visit her in the city, where there is a lot of ¹water, but they were ²tired because there was a lot of noise. My favorite part of the story is when they climbed on a ³chair to eat a lot of food, but then the Country Mouse decided to leave and go back home where it's ⁴noisy.

2- scared.

3- table.

4- quiet.

أخبر زميلك قصتك المفضلة بكلماتك الخاصة.

4 Tell your partner your favorite story in your own words.

1 What is the name of the story?

١ - ما اسم القصة؟

2 Who is in the story?

٢ - من في القصة؟

3 What happens in the story?

٣ - ماذا يحدث في القصة؟

4 What is your favorite part of the story?

٤ - ما هو الجزء المفضل لديك من القصة؟



انظر، اقرأ، وطابق.

1 Look, read, and match.



New Message رسالة جديدة

Hi there!

My best friend ¹e-mailed me yesterday. He worked in his garden all day. First, he said the flowers looked dry and their leaves were brown because they ²needed water. When he tried to water the plants, he noticed that his dad never ³fixed the hose. So, my friend ⁴watered the plants and the flowers with a bottle. When he finished, he ⁵planted some new flowers. The garden is now beautiful. He ⁶stopped working in the garden at 4 o'clock. because a cousin ⁷invited him to play video games at 5 o'clock. My friend can't play video games at his house because someone ⁸robbed his family and took their computer. But ... Hey, how did he send this e-mail then? Did he use a school computer? I need to ask him. Bye!



2 استمع، وأشر، وقل.
Listen, point, and say.

3 اقرأ الكلمات الصحيحة ثم ضع دائرة حولها.
Read and circle the correct words.

- 1 My dad needed to plant / fix my computer. It doesn't work.
- 2 Mona needed / invited all her friends to her house.
- 3 The teacher's e-mailing / fixing Ali's mom to tell her about the game.
- 4 Badr stopped / fixed the hose for Ahmed. Now he can water the garden again.
- 5 They watered / robbed the plants three times yesterday because it's so dry!
- 6 I couldn't find my laptop at home. I think someone robbed / fixed us!
- 7 We stopped / planted studying for a bit and relaxed in the garden.
- 8 My dad needed / invited to buy more plants for the garden.



اقرأ وأكمل المخطط.

1 Read and complete the chart.

Did you play with your friends today?
هل لعبت مع أصدقائك اليوم؟
Yes, I did. We played soccer.
نعم لقد فعلت ذلك، لقد لعبنا كرة القدم.

Did you win?
هل فزت؟
No, we didn't. The other team scored more goals.
لا، لم نفعل ذلك. الفريق الآخر سجل أهدافاً أكثر.

SCORE 3 0

Simple Past – Questions and Short Answers

فعل 1 Did	هو he	like the movie? play soccer at school? score many goals? climb the tree?	نعم، فعل Yes, he 2 did No, he 3 didn't لا، لم يفعل.
--------------	----------	---	--

2 Read the answer and check (✓) the correct question.

- a Did she play with her friends at school? ✓
ب- هل تلعب في المدرسة كل يوم؟
نعم لقد فعلت ذلك.

b Does she play at school every day? _____
Yes, she did.
- a Did you invite your classmates to your house? _____
ب هل دعا تشارلي زملاءه في الفصل إلى منزله؟
لا، لم يفعل.

b Did Charlie invite his classmates to his house? ✓
No, he didn't.
- a Did Sally climb the tree at school? _____
ب- هل تسلق تشارلي وتوم الشجرة في المدرسة؟
نعم لقد فعلوا ذلك.

b Did Charlie and Tom climb the tree at school? ✓
Yes, they did.
- a Do you like to play video games with your friends? _____
ب- هل لعبت ألعاب الطاولة في منزل جاك؟
لا، لم أفعل.

b Did you play board games at Jack's house? ✓
No, I didn't.

اكتب الأسئلة واشرحها وأجب عليها مع زميلك. اكتب إجاباتهم.

3 Write, ask, and answer the questions with your partner. Write their answers.

Activity	Question	Answer
play soccer	Did you play soccer yesterday?	Yes, I did.
water plants	Did you water the plants last week?	Yes, I did.
climb a tree	Did you climb a tree last weekend?	t.'No, I didn't.
send an e-mail	Did you send an email yesterday?	Yes, I did.
invite friends	Did you invite friends to your house?	t.'No, I didn't.



انظر إلى النص. أخبر زميلك عن نوع النص. (مسرحية)

1 Look at the text. Tell your partner what type of text it is. (a play)
افرا النص ووضح سبب سعادة الطلاب الأجانب.

2 Read the text and say why the foreign students were very happy.
(The foreign students were very happy to learn about the future of the land)

(كان الطلاب الأجانب سعداء للغاية لمعرفة مستقبل الأرض) مرحباً بكم في أرضنا العظيمة!

Welcome to our great land!

Characters:

- Saudi students
- Foreign students
- Tour guide

- الشخصيات:
- الطلاب السعوديين
 - الطلاب الأجانب
 - مرشد سياحي



المملكة العربية السعودية
KINGDOM OF SAUDI ARABIA



SCENE 1

[A group of foreign students arrive in Saudi.]

Narrator: One day, a group of foreign students arrived in Saudi. A group of Saudi students welcomed them to the country.

Saudi students: Welcome to the Kingdom of Saudi Arabia,
The great and blessed land,
Where the two Holy Mosques stand.

Foreign students: We're happy to be here to learn about your land.
Please accept our gifts and tell us about your plan!

[The foreign students give their gifts to the Saudi students.]

SCENE 2

Narrator: The Saudi students start to explain to the foreign students what the Vision 2030 means.

Saudi students: The future will be strong and bright
For all the children of the land,
The vision will come true

And all will be good and right!
With the faith of the nation,
With health and education,
The vision will come true
For all the population!
The ships will come and go,
From all over the globe.
Businesses big and small,
The Kingdom they will call
The leader of them all!

Narrator: The foreign students were very happy to learn about the plan for the future of the land.

[The foreign students shake hands with the Saudi students and celebrate together.]

SCENE 3

[The foreign students are walking around taking photos.]

Tour guide: We stopped here to show you the famous ancient city of Al-Ula. We planned our trip around the country very carefully.
Next, we ...

3 أكمل الجمل بصيغة الماضي من الأفعال.

3 Complete the sentences with the past form of the verbs.

- 1 The foreign students arrived (arrive) in Saudi.
- 2 A group of Saudi students welcomed (welcome) them to the country.
- 3 The foreign students asked them what they planned (plan) for the future of Saudi.
- 4 All students celebrated (celebrate) together.
- 5 The tour guide said that they stopped (stop) to see Al-Ula.

4 Write the end of the play.

اكتب نهاية المسرحية.

3

42



اقرأ وكرر. اذكر كيف تتغير الكلمات.

The last letter doubles when -ed is added.

1 Read and repeat. Say how the words change.

يتضاعف الحرف الأخير عند إضافة -ed.

Base Form	الماضي البسيط	Simple Past
stop	قف	stopped
plan	يخطط	planned

2 Complete the sentences with the past form of the verbs.
أكمل الجمل بصيغة الماضي من الأفعال.

clap drop prefer rob
صفق يسقط يفضل يسرق

- The children preferred to stay home last Saturday because they wanted to watch the game. فضل الأطفال البقاء في المنزل يوم السبت الماضي لأنهم أرادوا مشاهدة المباراة.
- My sister dropped the vase of flowers on the floor. أسقطت أختي مزهرية الزهور على الأرض.
- The people clapped their hands at the end of the school play. صفق الناس بأيديهم في نهاية مسرحية المدرسة.
- The man who robbed the house was very mean. وكان الرجل الذي سرق المنزل رجلاً شريراً جداً.

3 Complete the information about a story.

An old man and two young friends
We climbed the mountain, but we were scared.
The Kind Man

On top of a mountain
The children shouted for help.
Hello, children. Do you need some help?

Title: عنوان	The Kind Man الرجل الطيب
Characters: الشخصيات	An old man and two young friends. رجل عجوز وصديقان شابان.
Setting: المكان	On top of a mountain. على قمة الجبل.
Narrator description: وصف الراوي	The children shouted for help. صرخ الأطفال طلباً للمساعدة.
Dialogue: old man حوار: رجل عجوز	Hello children. Do you need some help? مرحبا يا أطفال، هل تحتاجون إلى بعض المساعدة؟
Dialogue: two friends حوار: صديقان	We climbed the mountain, but we were scared. لقد تسلقنا الجبل، لكننا كنا خائفين.

4 Write a play for your favorite story.

Title: The Lion and the Mouse

Narrator description: the lion awoke and caught the mouse in his enormous paw.

Characters: Lion and Mouse

Dialogue: Lion: How dare you disturb my slumber, you tiny creature!

Setting: A lush, green jungle

Mouse (nervously): Please, Your Majesty, spare my life! I promise to repay you one day.

The lion, amused by the mouse's plea, let it go.

5 Act out the play with your partners.

Lion: Very well, go. But remember your promise.

قم بتمثيل المسرحية مع زملائك.



1 Look, read, and complete the sentences with the words.

characters شخصيات funny مضحك trouble مشكلة -writer- الكاتب



1 He is a writer هو كاتب



2 This book is very funny.. هذا الكتاب مضحك للغاية



3 These are my favorite book characters. هذه هي شخصيات كتابي المفضلة




4 The boy is in trouble because he broke the window. الصبي في ورطة لأنه كسر النافذة

2 Read the text. Write M for Mark Twain, T for Tom Sawyer, or H for Huckleberry Finn.

اقرأ النص، اكتب حرف M لمارك توين، أو حرف T لتوم سوير، أو حرف H لهكلبري فين.

www.famouswriters.com

MARK TWAIN



Mark Twain was an American writer. He lived a long time ago. He was born in 1835, in Missouri, near the Mississippi River. His dream was to work on a riverboat. When he was older, he worked for a newspaper and on a boat. He lived in different places in America, like California and Connecticut. He was very famous for his funny stories and characters. He preferred to write stories about his adventures around the world and his life as a child in Missouri.

His most famous books are *The Adventures of Tom Sawyer* and *The Adventures of Huckleberry Finn*. Tom Sawyer and Huck Finn are famous characters because they were funny and loved adventures. They were friends. Tom was a young boy with a lot of imagination, but he didn't like to go to school. He loved to climb trees and get into trouble, and sometimes he was in dangerous situations. Huck Finn was a very brave boy. His friends loved and admired him, but the adults didn't like Huck. He was very poor, but this was not a problem for him. Children and adults love Mark Twain's stories. Mark Twain wanted to make people laugh when they read his books.

Did you read any of Mark Twain's books? Who is your favorite writer?

1 He was born in Missouri. M ولد في ولاية مسوري

2 His friends admired him. H كان صنفاه معجبين به

3 He based his stories on his adventures. M استند في حكاياته على مغامراته

4 He had a big imagination. T كان لديه خيال كبير

5 He was poor. H وكان فقيرا

6 He loved to get into trouble. T كان يحب ان يقع في المشاكل

7 He preferred to write funny stories. M كان يفضل كتابة القصص المضحكة

8 He worked on a boat. M كان يعمل على متن قارب

3 Read and answer.

1 Name a famous writer from Saudi Arabia. What is the name of his/her famous book? **A famous Saudi writer: Abdulrahman Munif. Famous book: *Cities of Salt***

2 What is your favorite book? Why? **"Charlotte's Web" by E.B. White. This**

3 Who is your favorite book character? Why? **story about of friendship, loyalty,**

44 **My favorite character from is Charlotte from and the cycle of life.**

"Charlotte's Web." Charlotte is incredibly wise, kind, and selfless.



العب وأجب.

1 Play and answer.

<p>البداية / النهاية Start / Finish</p>	<p>1 ما هو زمن الماضي لهذه الأفعال؟ What is the past tense of these verbs? حلم dream dreamed ضحك laugh laughed لعب play played</p>	<p>2 تحدث عما فعلته بالأمس. Talk about what you did yesterday. Yesterday, I woke up early. I ate breakfast and brushed my teeth. بالأمس، استيقظت مبكراً. تناولت وجبة الإفطار ونظفت أسناني.</p>	<p>3 اكتب الشكل السلبى. Write the negative form. أحمد سجل هدفاً بالأمس. Ahmed scored a goal yesterday. Ahmed didn't score a goal yesterday.</p>
<p>7 أحط. Circle. أحط We <u>climbed</u> / carried the big tree. لقد تسلقنا الشجرة الكبيرة. قهر شينين فعلتهما في</p>	<p>6 صواب أم خطأ؟ True or false? Samantha is a new student at school. سامانثا طالبة جديدة في المدرسة. True. صحيح.</p>	<p>5 رتب الكلمات لتكوين سؤال. Order the words to make a question. هل لعبت في مدرسة الأسبوع الماضي؟ play / at / Did / last / school / week / you / ? Did you play at school last week?</p>	<p>4 أحمد لم يسجل هدفاً بالأمس. What book did the teacher read to her class? ما هو الكتاب الذي قرأه المعلم لطلابه؟ The Country Mouse and the City Mouse. فأر الريف وفأر المدينة.</p>
<p>8 المدرسة بالأمس. Say two things you did at school yesterday. Yesterday, I learned about math and science. I also practiced writing stories.</p>	<p>9 اكتب صيغة الماضي للأفعال. Write the past form of the verbs: stop stopped drop dropped rob robbed</p>	<p>10 هل كان لديك درس يوم السبت الماضي؟ Did you have class last Saturday? No, I didn't last Saturday.</p>	<p>11 اكمل. Complete. اكمل. My dad <u>planted</u> some flowers in the garden yesterday. زرع والدي بعض الزهور في الحديقة بالأمس.</p>
<p>14 اكمل أفعال الماضي. Complete the past tense verbs. fix ed nee ded in vj ted</p>	<p>13 أحط. Circle. أحط Mark Twain's books are very <u>sad</u> funny. كتب مارك توين حزيناً مضحكاً.</p>	<p>12 اكمل. Complete. اكمل. Did you go to school yesterday? Yes, I did. هل ذهبت إلى المدرسة أمس؟ نعم لقد فعلت ذلك.</p>	

مشروع

Project



اكتب مسرحية مدرسية. Write a school play.

العمل في مجموعات و:

Work in groups and:

- فكر في قصة تريد أن تؤديها. think about a story you want to perform.
- قرر من هي شخصياتك والإعداد. decide who your characters are and the setting.
- اكتب مسرحيتك. write your play.
- حدد من سيلعب دور كل شخصية والتدرب عليه. decide who is going to play each character and rehearse.
- قدم مسرحيتك إلى الفصل. present your play to the class.

قرر من هي شخصياتك والإعداد.



قدم بتقديم مسرحيتك إلى الفصل.



4

After-School Fun

Peter and his Sisters Playing at Home

بيتر وأخواته يلعبون في المنزل

1 Listen, read, and point.
استمع، اقرأ، وأشر.

2 Listen, point, and say.
استمع، وأشر، وقل.



Which activities do you do in your free time?

ما هي الأنشطة التي تقوم بها في وقت فراغك؟



انظر وأكمل وقل.

3 Look and complete. Say.



1 لعب ألعاب الطاولة
play board games



2 لعب ألعاب الفيديو
play video games



3 التقط الكرة
catch a ball



4 تلبس
dress up



5 مدونة فيديو
vlogging



6 اصنع نموذجاً
make a model



7 يذهب للتسوق
go shopping



8 يخفي
hide



9 داخل
inside



10 الخارج
outside




11 التقط صورة
take a photo



12 الرسائل النصية
texting

4 Look at the pictures and write sentences about Amina's activities.

انظر إلى الصور واكتب جملاً حول أنشطة أمينة



- 1 Amina likes playing video games.
- 2 Amina doesn't like playing hide and seek.
- 3 Amina likes playing board games.
- 4 Amina likes taking photos.
- 5 Amina doesn't like dressing up.



Amina

أمينة

5 Play a game. Choose and guess.



What's my word?

ما هي كلمتي؟

Look at me!
Can you guess?

انظر إليّ! هل
يمكنك التخمين؟



1 Read and choose the correct answer.

هل ذهبت للتسوق يوم السبت؟

Yes, I **went** shopping with my sister in the morning. **Did** you **play** soccer?

نعم، ذهبت للتسوق مع أختي في الصباح. هل لعبتم كرة القدم؟



Did you **go** shopping on Saturday?

لا، لم أفعل ذلك، كنت أشاهد التلفاز طوال اليوم.

No, I **didn't**. I **watched** TV all day.

- We form the Simple Past by adding **-ed / -d** at the end of a regular verb that ends in **e**. نقوم بتكوين زمن الماضي البسيط عن طريق إضافة **-ed / -d** في نهاية الفعل المنتظم الذي لا ينتهي بـ **e**.
- We form the Simple Past by adding **-ed / -d** at the end of a regular verb that doesn't end in **e**. نغير/لا نغير شكل الفعل إذا كان غير منتظم ويستخدم في جملة سلبية.
- We **change / don't change** the form of the verb if it is irregular and used in a negative sentence. نغير/ لا نغير شكل الفعل إذا كان غير منتظم ويستخدم في جملة إيجابية.
- We **change / don't change** the form of the verb if it is irregular and used in an affirmative sentence.

اقرأ وأكمل المخطط.

2 Read and complete the chart.

ذهب لعب ذهب لم يلعب لم يذهب
-Did- didn't go didn't play go played went

الماضي البسيط - الأفعال المنتظمة وغير المنتظمة
Simple Past - Regular and Irregular Verbs

	سؤال Question	إيجابي Affirmative	سلبي Negative
عادي Regular	¹ Did they play video games last weekend? هل لعبوا ألعاب الفيديو في نهاية الأسبوع الماضي؟	Yes, they ² played video games on Saturday. نعم، لقد لعبوا ألعاب الفيديو يوم السبت.	No, they ³ didn't play video games last weekend. لا، لم يلعبوا ألعاب الفيديو في نهاية الأسبوع الماضي.
غير منتظم Irregular	Did you ⁴ go shopping on Saturday? هل ذهبت للتسوق يوم السبت؟	Yes, I ⁵ went shopping shopping with my mother. نعم، ذهبت للتسوق مع والدتي.	No, I ⁶ didn't go shopping on Saturday. لا، لم أذهب للتسوق يوم السبت.



رتب الكلمات لتكوين الجمل.

3 Order the words to make sentences.

1 on the weekend / different hobbies / I did
I did different hobbies on the weekend.

3 slept / late / Saturday morning / on / I
I slept late on Saturday morning.

5 last weekend / planted / We / flowers
We planted flowers last weekend.

7 played / with my / board games / family / I
I played board games with my family.

2 go / didn't / shopping / I / Saturday / on
I didn't go shopping on Saturday.

4 in the park / run / didn't / Sunday / Ahmed and Faiz / on
Ahmed and Faiz didn't run in the park on Sunday.

6 a movie / Saturday night / saw / He / on
He saw a movie on Saturday night.

8 took photos / zoo / at the / She
She took photos at the zoo.

4 Read and correct the sentences using the prompts. اقرأ الجمل وصححها باستخدام الإرشادات.

1 Fatima wrote stories on Saturday. (read / a book)
Fatima didn't write stories on Saturday. She read a book.

2 Adel listened to music on Saturday. (play / sports)
Adel didn't listen to music on Saturday. He played sports.

3 Fatima went shopping on Saturday. (take / photos)
Fatima didn't go shopping on Saturday. She took photos.

4 Adel played video games on Saturday. (watch / TV)
Adel didn't play video games on Saturday. He watched TV.

5 Fatima played the piano on Saturday. (play / guitar)
Fatima didn't play the piano on Saturday. She played the guitar.

6 Adel made a model. (see / movie)
Adel didn't make a model. He saw a movie.

اقرأ القصيدة. ضع دائرة حول صيغ الماضي البسيط.

5 Read the poem. Circle the Simple Past forms.

It was a beautiful day,
so we went outside.
We wanted to play a game
where you have to hide.

The game was fun,
and we enjoyed the sun.
Then it started to get dark.
We had to stop the game.

We went inside,
and watched TV.
We saw a great movie,
and thought ...
home is the place to be!

6 Read the poem aloud as a class. اقرأ القصيدة بصوت عال مع الفصل.



انظر إلى الصور وقل ماذا اشترىوا.



1 Look at the pictures and say what they bought.

2 استمع واقرأ.
Listen and read.



مفاجأة، مفاجأة!
Surprise, Surprise!

1 إنه حفل تخرج ابن عم بيتر الأكبر من المدرسة الثانوية، لذلك ذهب بيتر وابنة عمه ديزي للتسوق لأنهما أرادتا شراء هدية له.

It's Peter's older cousin's high school graduation, so Peter and his cousin Daisy went shopping because they wanted to buy him a present.



2 أولاً، ذهبوا إلى المكتبة، ولكن... قال بيتر: "أعتقد أن تشارلي يريد لعبة فيديو". قالت ديزي: "هناك متجر جديد يبيع ألعاب الفيديو".

First, they went to the bookstore, but ... "I think Charlie wants a video game," said Peter. "There's a new store that sells video games," said Daisy.



3 عندما غادروا المكتبة، رأت ديزي قطة صغيرة. "انظروا بيتر!" نظرت حولها بحثاً عن صاحب القطة. قال بيتر: "تعال، فلنحضر هدية لتشارلي".

When they left the bookstore, Daisy saw a little cat. "Look, Peter!" She looked around for the cat's owner. "Come on," said Peter. "Let's get Charlie's present."



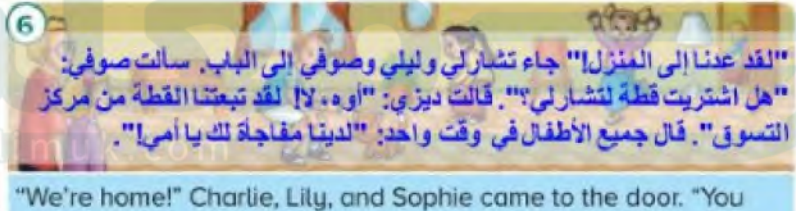
4 لقد وجدوا لعبة فيديو لتشارلي. كان سعرها 20 دولاراً. لقد اشترىوا لعبة الفيديو ورحلوا.

They found a video game for Charlie. It was 20 dollars. They bought the video game and left.



5 قرروا العودة إلى المنزل سيزاً على الأقدام. وتحادثوا عن تخرج تشارلي من المدرسة الثانوية. ولم يروا القط الصغير خلفهم.

They decided to walk home. They talked about Charlie's high school graduation. They didn't see the little cat behind them.



6 "لقد عدنا إلى المنزل!" جاء تشارلي وليلى وصوفي إلى الباب. سألت صوفي: "هل اشتريت قطة لتشارلي؟" قالت ديزي: "أوه، لا! لقد تبعتنا القطة من مركز التسوق". قال جميع الأطفال في وقت واحد: "لدينا مفاجأة لك يا أمي!".

"We're home!" Charlie, Lily, and Sophie came to the door. "You bought Charlie a cat?" asked Sophie. "Oh, no! The cat followed us from the shopping mall," said Daisy. "We have a surprise for you, Mom!" said all the children at once.

3 اقرأ القصة مرة أخرى ورتبها.
Read again and order the story.

- أولاً، ذهبوا إلى مكتبة، لكنهم لم يشتروا أي شيء هناك.
- a First, they went into a bookstore, but they didn't buy anything there. 2
- b لقد اشترىوا لعبة فيديو لتشارلي في متجر آخر. 4
- c تبع القط الصغير بيتر ودايزي إلى المنزل. 6
- d ذهب بيتر ودايزي للتسوق لشراء هدية لتشارلي. 7
- e رأت ديزي قطة صغيرة عندما خرجوا من المكتبة. 3
- f Peter and Daisy walked home, but didn't see the little cat behind them. 5

4 تحدث مع زميلك أخبره كيف تعتقد أن القصة ستنتهي.
Talk with your partner. Say how you think the story ends.



I think the family keeps the cat.
أعتقد أن العائلة تحتفظ بالقطة.

Yes, but it's someone else's cat ...

نعم، لكنها قطة شخص آخر





- 1 Look at the pictures and name the vegetables and flowers you know. انظر إلى الصور وسمِّم الخضروات والزهور التي تعرفها.



lettuce



green beans



roses

- 2 Listen and answer the questions. استمع وأجب على الأسئلة.



Before

قبل



After

بعد

ماذا فعل سام في المدرسة؟

- 1 What did Sam do at school?

من أين جاءت الفكرة للفصل؟

- 2 Where did the class get the idea?

They watched a video from a vlogger who did a gardening project.

- 3 What was the problem?

ما هي المشكلة؟

The children didn't agree on what to plant.

- 4 How did they solve the problem?

كيف حلوا المشكلة؟

The teacher said they could grow both vegetables and flowers.

- 5 How did they get the seeds?

كيف حصلوا على البذور؟

The teacher went shopping.

- 6 What did Sam plant?

ماذا زرع سام؟

Tomatoes.

الطماطم.

- 3 Ask and answer with your partner about your after-school activities.

ما هي الأنشطة التي تمارسها بعد المدرسة؟

- 1 What after-school activities do you do? Art Classes.

هل تمارس النشاط كل يوم؟

No, I don't.

ما هو نشاطك المفضل؟

reading books.

هل هناك نشاط بعد المدرسة؟

هل هناك نشاط بعد المدرسة؟

هل هناك نشاط بعد المدرسة؟

هل هناك نشاط بعد المدرسة؟

هل هناك نشاط بعد المدرسة؟

هل هناك نشاط بعد المدرسة؟

هل هناك نشاط بعد المدرسة؟

التعلم الاجتماعي والعاطفي

Social and Emotional Learning

اقرأ ونفّس

Read and discuss.

- Do you tell everyone what to do when you work with others? Why?
- Do you try to work with everyone or only with your friends? Why?
- When a classmate has a different opinion, do you respect their opinion or tell them they are wrong?

1- هل تخبر الجميع بما يجب عليهم فعله عندما تعمل مع الآخرين؟ لماذا؟

2- هل تحاول العمل مع الجميع أم مع أصدقائك فقط؟ لماذا؟

3- عندما يكون لأحد زملائك في الفصل رأي مختلف، هل تحترم رأيه أم تقول له أنه مخطئ؟



استمع ورقم بالترتيب.

1 Listen and number in order.

Our Students طلابنا

a **4** إنها تلعب بسعادة.
She's playing happily.

b **7** He's playing badly.
إنه يعزف بشكل سيء.

c **8** إنه يمشي بحذر.
He's walking carefully.

d **2** She's talking quietly.
إنها تتحدث بهدوء.

e **3** He's playing music loudly.
إنه يلعب الموسيقى بصوت عالي.

f **5** إنه يركض ببطء.
He's running slowly.

g **6** إنه يمشي بسرعة.
He's walking quickly.

h **1** Luckily, she's a good player.
لحسن الحظ أنها لاعبة جيدة.

2 Listen, point, and say. استمع، وأشر، وقل.

3 Look, read, and circle. انظر، اقرأ، وأحط.

1 **1** إنها تمشي ببطء / بسرعة.
She's walking slowly / quickly.

2 **2** الصبي يتكلم بصوت عالٍ / بهدوء.
The boy is speaking loudly / quietly.

3 **3** الرجل يركض بسرعة / سعادة.
The man is running quickly / happily.

4 **4** إنه يقرأ بصوت عالٍ / بهدوء.
He is reading loudly / quietly.

5 **5** إنها تلعب بسعادة / بشكل سيء.
She is playing happily / badly.

6 **6** إنه يطبخ بشكل سيء / بحذر.
He is cooking badly / carefully.

7 **7** إنها ترسم بسرعة / بعناية.
She is painting carefully / quickly.

8 **8** Luckily / Badly, he learned to play the piano with his father.
لحسن الحظ، / بشكل سيء تعلم العزف على البيانو مع والده.

4 Ask and answer with your partner. Use the words from Exercise 1.

اسأل وأجب مع زميلك. استخدم الكلمات من التمرين 1.

Can you run quickly?

هل يمكنك الركض بسرعة؟

Yes, I can.

نعم أستطيع.



اقرأ وأجب عن الأسئلة.

1 Read and answer the questions.

a



أريد أن أركب دراجتي، لكن لا أستطيع، الجو حار جدًا.
I want to ride my bike, **but**
I can't. It's very hot.

b



I go swimming **and** play
tennis on Saturdays.

c



Why did you go to the
shopping mall?
I went there **because** I had
to buy clothes.

d



أريد أن أتعلم
العزف على
الجيتار، لذلك
سأقوم بأخذ
دروس الجيتار.
I want to learn to play the
guitar, **so** I'm going to take
guitar lessons.

e



When I need help with
my model city, I can
ask you!
عندما أحتاج إلى المساعدة في
مدينتي النموذجية، يمكنني أن
أطلب منك ذلك!

لماذا ذهبت إلى مركز التسوق؟
ذهبت إلى هناك لأنني أريد شراء ملابس.

- Which sentences give a reason for doing something? **c, d**
- Which sentence contrasts one idea with another? **a**
- Which sentence connects two similar ideas? **b**
- Which sentence expresses a time to do something? **e**

- أي الجمل تعطي سببًا لفعل شيء ما؟
- أي جملة تتناقض مع فكرة أخرى؟
- أي جملة تربط بين فكرتين متشابهتين؟
- أي جملة تعبر عن وقت للقيام بشيء ما؟

2 Read and circle.

- She can run, **but** / **because** she can't swim. She's not good at swimming.
- She likes playing the guitar **and** / **but** the piano.
- He got off the bus **when** / **and** it stopped.
- He likes making models, **so** / **but** he doesn't like playing video games.
- She went outside **because** / **and** she wanted to play with the ball.
- He was tired, **so** / **when** he slept a lot.

- تستطيع الركض، ولكن لأنها لا تجيد السباحة. فهي ليست جيدة في السباحة.
- تحب العزف على الجيتار ولكن البيانو.
- نزل من الحافلة عندما | و توقفت.
- إنه يحب صنع النماذج، لذلك | لكن فهو لا يحب لعب ألعاب الفيديو.
- خرجت لأنها | و أرادت أن تلعب بالكرة.
- كان متعبًا، لذلك | عندما تام كثيرًا.

3 Read and complete for you.

- I watched TV because **my favorite show was on.**
- I watched TV when **the show started.**
- They went shopping and **bought some pants.**
- They went shopping, but **didn't buy anything.**
- We ate a big lunch because **we were hungry.**
- We ate a big lunch, but **we weren't hungry.**

- لقد شاهدت التلفاز لأن برنامجي المفضل كان يُعرض.
- شاهدت التلفاز عندما بدأ العرض.
- ذهبوا للتسوق واشتروا بعض السراويل.
- ذهبوا للتسوق، ولكن لم يشتروا شيئًا.
- تناولنا وجبة غداء كبيرة لأننا كنا جاعين.
- تناولنا وجبة غداء كبيرة، لكننا لم نكن جاعين.



انظر إلى الصور الموجودة في المدونة، واسأل وأجب مع زميلك.

1 Look at the photos in the blog. Ask and answer with your partner.

هل العزف على البيانو هواية سهلة؟

Is playing the piano an easy hobby?

لا، ليس كذلك. عليك أن تتدرب كثيرًا.

No, it isn't. You have to practice a lot.

2 Read and write **Boy, Girl, or Both**. اقرأ واكتب ولدًا أو بنتًا أو كلاهما.

www.myblog.com



الدومينو رائعة!

DOMINOES ARE FANTASTIC!

My favorite hobby is playing board games. I think they are exciting. When I was young, I played games like snakes and ladders. I played **happily** with my brothers and grandparents. I learned a lot of games, and they weren't difficult. We enjoyed playing board games together. Now I love playing difficult games like dominoes. I always think before I make a move because it's important to play **carefully**. After school, I play dominoes at a club. I enjoy playing in competitions on the weekends. My brothers go to sports competitions. They love running **quickly** and usually win their races.

Jim

I LOVE THE PIANO!

I love playing the piano. People say it's a difficult instrument, but **luckily**, I play the piano really well. I started playing when I was five years old. It was difficult because my fingers were small. I go to piano lessons after school on Tuesdays, but I also practice at home every day. I always play new tunes **carefully**, so I don't make any mistakes. I enjoy playing my music. My brother loves playing his guitar, but he plays **loudly**. I don't like it because you can't hear the piano! I usually ask him to play **quietly**. Our family loves music because it's relaxing and fun!

Emma



أنا أحب البيانو!

١ - يعتقد هذا الطفل أنها هواية مثيرة. ولد

1 This child thinks it is an exciting hobby. Boy

2 This child says they play **very well**. ٢ - يقول هذا الطفل أنهم يلعبون بشكل جيد للغاية. بنت Girl

3 This child started their hobby when they were younger. ٣ - بدأ هذا الطفل هوايته عندما كان أصغر سنًا. كلاهما Both

4 This child practices every day. ٤ - هذا الطفل يتدرب كل يوم. بنت Girl

5 This child plays **carefully**. ٥ - هذا الطفل يلعب بعناية. ولد Boy

6 This child does their activity after school. ٦ - يقوم هذا الطفل بنشاطه بعد المدرسة. كلاهما Both

7 This child goes to competitions. ٧ - هذا الطفل يذهب إلى المسابقات. ولد Boy

8 This child enjoys playing the guitar. ٨ - هذا الطفل يستمتع بالعزف على الجيتار. بنت Girl

9 Their family enjoys this hobby, too. ٩ - وتستمع عائلتهم بهذه الهواية أيضًا. بنت Girl

اللق نظرة على المدونة مرة أخرى. أخبر شريكك بالنشاط الذي ترغب في القيام به والسبب وراء ذلك.

3 Look at the blog again. Tell your partner which activity you want to do and why.

I would love to play dominoes. Because it's a great way to spend time with friends and family.

أحب أن ألعب الدومينو، لأنها طريقة رائعة لقضاء الوقت مع الأصدقاء والعائلة.



اقرأ واكتب الظروف.

1 Read and write the adverbs.

صفة Adjective	ظرف Adverb
1 quiet هادئ	quietly بهدوء
2 quick سريع	quickly بسرعة
3 happy سعيد	happily بسعادة
4 bad سيئة	badly بشكل سيء
5 loud عال	loudly بصوت عال
6 careful حذرا	carefully بعناية
7 slow بطيء	slowly ببطء
8 lucky محظوظ	luckily لحسن الحظ



اقرأ وأكمل الجمل بالظرف الصحيح من التمرين 1.

2 Read and complete the sentences with the correct adverb from Exercise 1.

- 1 يريد الفوز بالسباق، لذلك فهو يركض بسرعة quickly.
أخي الصغير نائم، لذلك علينا أن نتحدث بهدوء
- 2 My little brother is sleeping, so we have to talk quietly.
- 3 انها ليست جيدة في العزف على البيانو، فهي تعزف بشكل سيء badly.
She isn't good at playing the piano. She plays
- 4 Put the model plane down carefully. You don't want to drop it and break any parts.
ضع الطائرة النموذجية على الأرض بعناية لا تريد إسقاطها وكسر أي أجزاء منها.
- 5 It was dark when the movie finished, so Dad drove home slowly.
كان الظلام قد حل عندما انتهى الفيلم، لذا قاد الأب سيارته إلى المنزل ببطء
- 6 They were playing happily outside in the yard, catching a ball.
وكانوا يلعبون بسعادة خارجا في الفناء، ويلتقطون الكرة.

3 Read and answer the questions.

- 1 What activities did your parents do after school?
My parents often did housework and gardening
- 2 When did they start?
They usually started after they finished work.
- 3 When did they do these activities?
They did these activities in the late afternoon and early evening
- 4 How do you do these activities?
I do these activities efficiently, trying to finish them quickly.

My mom / dad did ...
after school on ...
He / She enjoyed ...
because ...
My mom / dad liked /
didn't like ...

4 Now write about your parents' after-school activities.

فعلت أمي وأبي ذلك
بعد المدرسة في ...
لقد استمتع/تستمتعت ...
لأن ...
أبي/أمي
أحب/لم يحب

- 1- ما هي الأنشطة التي كان يقوم بها والديك بعد المدرسة؟
كان والداي يقومان غالباً بالأعمال المنزلية والبستنة.
- 2- متى بدأوا؟ إنهم يبدأون عادة بعد الانتهاء من العمل.
- 3- هل قاموا بهذه الأنشطة؟
قاموا بهذه الأنشطة في وقت متأخر بعد الظهر وفي وقت مبكر من المساء.
- 4- كيف تقومون بهذه الأنشطة؟
أقوم بهذه الأنشطة بكفاءة، وأحاول إنهاءها بسرعة.

www.afterschools3h5y8x.cdf

والذي

أنشطة ما بعد المدرسة

MY PARENTS' AFTER-SCHOOL ACTIVITIES!

كانت والدي تقوم بالأعمال المنزلية غالباً بعد العمل، وكانت تستمتع بالبستنة لأنها كانت مريحة.
كان والدي يحب قراءة الكتب في المساء، ولم يكن يحب مشاهدة التلفاز لفترة طويلة.

My mom often did housework after work, and she enjoyed gardening because it was relaxing.

My dad liked reading books in the evenings, t like watching TV for too long.' and he didn



انظر إلى النص وتحقق من (✓) العبارات التي تنطبق عليك.

- 1 Look at the text and check (✓) the statements that are true for you.
- 1 I know all of these games. _____
 2 I know some of these games. ✓
 3 I don't know any of these games. _____
 4 I play some of these games. _____
 5 I don't play any of these games. _____

2 Read and answer the questions. اقرأ وأجب عن الأسئلة.

العاب من الماضي

Games from the Past

These are all games that people played in the past, but they are still popular today.

الحلقة

Hopscotch

How is it played?

Nine numbered squares are drawn in chalk on the ground outside. Players throw a small marker onto a square and then hop carefully on one foot on each open square. When they get to their marker, they pick it up.

When was it first played?

This game was played in 3,000 BC.

خدعة الرجل الأعمى

Blind Man's Bluff

How is it played?

It's like tag and is played outside. One player is blindfolded and tries to catch one of the other players. The other players run away quickly. They try to get the blindfolded person to change direction so that they aren't caught.

When was it first played?

This game was played in ancient Greece.

دودجبل

Dodgeball

How is it played?

It's played with lots of people. One person has the ball. They throw the ball and try to hit someone else in the game.

When was it first played?

It was played more than 200 years ago in Africa. It was played with big rocks then.

كيف يقوم اللاعبون بتحديد المربع في لعبة القفز على المربعات؟

- 1 How do players mark a square in hopscotch?
 يقومون بإلقاء علامة صغيرة على المربع.
 They throw a small marker onto a square.

- 3 How is blind man's bluff like tag?
 كيف يكون خداع الرجل الأعمى مثل العلامة؟

One player tries to catch the other players.

- 5 How many players are there in dodgeball?
 كم عدد اللاعبين في لعبة الدودج بول؟
 الكثير من الناس. a lot of people.

كيف ينتقل اللاعبون إلى المربع التالي في لعبة القفز على المربعات؟

- 2 How do players move to the next square in hopscotch?
 يقفز اللاعبون بحذر على قدم واحدة.
 Players hop carefully on one foot.

- 4 How is blind man's bluff different from tag?
 كيف يختلف خداع الأعمى عن اللمس؟
 لاعب واحد معصوب العينين. One player is blindfolded.

- 6 What was used to play dodgeball 200 years ago?
 ما الذي كان يستخدم للعبة الدودج بول منذ ٢٠٠ عام؟
 الصخور الكبيرة. big rocks.

3 Research a Saudi game from the past. Interview your grandparents.

Then tell your partner. ابحث عن لعبة سعودية من الماضي. قم بإجراء مقابلة مع أجدادك. ثم أخبر زميلك.

- What did your grandparents play when they were children?
 ماذا كان يلعب أجدادك عندما كانوا أطفالاً؟
 They played "Taq Taq Taqiyah,".
- Was it a game or a sport? It is a game.
 هل كانت لعبة أم رياضة؟
- How did they play it? Ask them to show you.
 كيف لعبوا؟ اطلب منهم أن يظهروا لك ذلك.
- Did they play it every day?
 هل لعبوها كل يوم؟
 No, we didn't play it every day.

56 Yes, they often played it during school breaks or after school with their friends. Sure, it's simple. We formed a circle and one person would run around the outside, chanting "Taq Taq Taqiyah." The others would respond with "Ran Ran ya Jaras" (Ring, ring, oh bell). It was a lot of fun!



العب وأجب.
1 Play and answer.

<p>البداء/الانتهاء Start / Finish</p>	<p>1 Complete. أكمل. I wanted to ride my bike, but it started to rain. أرئت أن أركب دراجتي، لكن المطر بدأ بهطل.</p>	<p>2 Complete. أكمل. I like to go o shopping on Saturdays. أنا أحب التسوق يوم السبت.</p>	<p>3 ماذا اشترى بيتر ودايزي لحفل تخرج شارلي؟ What did Peter and Daisy buy for Charlie's graduation? لعبه فيديو. a video game.</p>
<p>7 أكمل. Complete. Nasir loves dressing up. نصر يحب ارتداء الملابس</p>	<p>6 Circle. أحط. He even / did go to school by bus. ذهب/ذهبت إلى المدرسة بالحافلة</p>	<p>5 ما هي الظروف؟ What are the adverbs? happy happily quick quickly slow slowly careful carefully</p>	<p>4 أكمل. Complete. Did you see the movie last night? هل شاهدت الفيلم الليلة الماضية؟ كان رائعاً. It was great. عظيم</p>
<p>8 Complete. أكمل. The opposite of <i>inside</i> is outside. عكس الداخل هو الخارج</p>	<p>9 انكر ثلاث ألعاب تلعب اليوم ولعبت في الماضي. Name three games that are played today and were played in the past. hopsotch, Blind Man's Bluff, dodgeball</p>	<p>10 Circle. أحط. The opposite of <i>loudly</i> is quietly / quickly. العكس من بصوت عال هو بهدوء / بسرعة.</p>	<p>11 لعبة القفز على المربعات. True or false? Hopsotch is a game played with a blindfold. هل لعبة القفز على المربعات هي لعبة يتم لعبها معصوب العينين؟ false: Hopsotch is played with a marker.</p>
<p>يعود Return</p>	<p>14 Answer. إجب. What word do you use when you record yourself and upload the video to the internet? Vlogging.</p>	<p>13 ما هي فوائد العمل الجماعي؟ What are the advantages of working in a group? Skill Development. Better Decision-Making تنمية المهارات، اتخاذ قرارات</p>	<p>12 Circle. أحط. Max slept ten hours but / because he was tired. لقد نام ماكس عشر ساعات ولكن لأنه كان متعباً.</p>

مشروع
ما هي الكلمة التي تستخدمها عندما تسجل نفسك وتحمل الفيديو على الإنترنت؟

Project

Create a video game.

Work in groups and: العمل في مجموعات و:

- decide what happens in the video game.
- design your game characters.
- create a storyboard for your game.
- write your story for each frame in the storyboard.
- present your game to your class.



- قرر ما يحدث في لعبة الفيديو.
- تصميم شخصيات اللعبة الخاصة بك.
- قم بإنشاء لوحة قصة للعبة الخاصة بك.
- اكتب قصتك لكل إطار في لوحة القصة.
- قم بتقديم لعبتك إلى صفك.



5

Outdoor Fun

Two Friends Out in Nature

صديقان في الطبيعة

1 Listen, look, and number.
استمع، وانظر، ورقم

2 Listen, point, and say.
استمع، أشر، وقل.



ما هي الأماكن الطبيعية التي تحب زيارتها؟

Which places in nature do you like visiting?





انظر واكتب.

3 Look and write.



1 Earth الكرة الأرضية



2 lake بحيرة



3 mountain جبل



4 forest غابة



5 island جزيرة



6 hill تلة



7 land أرض



8 waterfall شلال



9 cave كهف



10 desert صحراء



11 field حقل



12 countryside الريف

4 Listen, read, and complete.

All around the ¹ Earth.
In the east, north, west, and south.
Let's take a tour,
and find out what it's about.

In the north we see a high ² mountain
where a waterfall runs from above,
Into the ⁴ lake below
where flowers and trees grow.

In the south there is an ⁵ island.
There is a big ⁶ forest, too.

Behind the forest, there is a ⁷ hill
with a ⁸ cave you can walk through.

Look at the ⁹ desert in the east.
There is just sand.
No forest or lake, no hill or cave.
Nothing grows on that land.

Over in the west,
I can see lots of ¹⁰ fields there.
It's the green ¹¹ countryside
a place we can enjoy and share.

5 Listen again and chant.

ارسم وخن مع زميلك.

6 Draw and guess with your partner.



أخمن ما أرسمه.
Guess what I'm drawing.

No, it isn't. Guess again.

لا، ليس كذلك. خمن مرة أخرى.

هل هي بحيرة؟

Is it a lake?





1 Read and choose the correct answer.
اقرأ واختر الإجابة الصحيحة.

في الأسبوع الماضي، قررت أنا وعائلتي الذهاب إلى الريف. أردنا قضاء اليوم بجوار بحيرة وتناول الغداء هناك. كان يوماً جميلاً. أردنا الذهاب للسباحة، لكننا نسينا إحضار ملابس السباحة الخاصة بنا. لذا قررنا تناول الغداء. لحسن الحظ، لم ننس إحضار غداءنا. بعد الغداء، ذهبنا للتجول حول البحيرة. نحن نحب التجول حول البحيرة!



Last week, my family and I **decided to go** to the countryside.
We **wanted to spend** the day next to a lake and have lunch there. It was a beautiful day.
We **wanted to go** swimming, but we **forgot to bring** our swimsuits. So we **decided to have** lunch.
Luckily, we **didn't forget to bring** our lunch.
After lunch, we **went walking** around the lake.
We **love walking** around the lake!

١ - يتم وضع To قبل/بعد الفعل الرئيسي لتشكيل صيغة المصدر.

٢ - نستخدم صيغة المصدر/الاسم من الفعل لتشكيل صيغة المصدر مع to.

٣ - نستخدم المصدر/اسم الفاعل بعد الفعل want.

٤ - المشي هو اسم المفعول/المصدر للفعل walk.

- 1 To is placed before / after the main verb to form the infinitive.
- 2 We use the base / gerund form of the verb to form the infinitive with to.
- 3 We use the infinitive / gerund after the verb *want*.
- 4 *Walking* is the gerund / infinitive of the verb *walk*.

اقرأ واكمل المخطط.

2 Read and complete the chart.

Verb + to infinitive		الفعل + إلى صيغة المصدر	
Affirmative إيجابي	Negative سلبي		
She ¹ wanted to spend the day in the countryside. (want / spend)	She ² didn't want to spend the day in the countryside. (want / spend)		
We ³ forgot to bring our swimsuits. (forget / bring)	We ⁴ didn't forget to bring our swimsuits. (forget / bring)		
Verb + -ing		الفعل + ing-	
I ⁵ love hiking in the hills. (love / hike)	I ⁶ don't love hiking in the hills. (love / hike)		
They ⁷ hate swimming in the lake. (hate / swim)	They ⁸ don't hate swimming in the lake. (hate / swim)		



اقرأ واختر الكلمات الصحيحة.

3 Read and choose the correct words.

- 1 I wanted to walk / walking in the mountains, but it was very cold.
- 2 He decided climbing / to climb the hill, but it was too difficult.
- 3 They finished taking / to take all their photos when it started to rain.
- 4 She hates swimming / to swim near the waterfall.

اقرأ الجمل وأكملها.

4 Read and complete the sentences.

- 1 I wanted to play tennis, but I **forgot to take** my tennis racket. (want / play; forget / take)
- 2 We decided to explore the forest before it **started raining** (decide / explore; start / rain)
- 3 We tried to visit the cave, but there was a big black bear living there. (try / visit)
- 4 I was very tired, so I finished exploring the forest. (finish / explore)
- 5 He tried to cross the desert, but it was too hot. (try / cross)
- 6 She prefers walking to cycling. (prefer / walk)

انظر، اقرأ، اختر، وأكمل.

5 Look, read, choose, and complete.

finish ينهي forget ينسى love يحب start يبدأ ~~try~~ يحاول want يريد

1



لقد حاولوا بناء بيت على شجرة في الغابة.
They tried to make (make) a treehouse in the forest.

2



إنه يحب ركوب دراجته إلى المدرسة.
He loves riding (ride) his bike to school.

3



لقد نسي أن يرتدي حذائه هذا الصباح.
He **forgot to put** (put) his shoes on this morning.

4



We didn't miss the bus because we **started to run** (run) when we saw it.

لم نفوت الحافلة لأننا بدأنا بالركض (الركض) عندما رأيناها.

5



wanted to sleep
We _____ (sleep) outside, but it was too noisy.

أردنا أن ننام في الخارج، لكن المكان كان صاخبًا للغاية.

6



finished painting
I _____ (paint) the picture of the flowers.

انتهيت (ارسم) من رسم صورة الزهور.



انظر إلى الصورة. ما الذي تعتقد أن أوستن وأبناء عمومتهم يفعلونه؟

- 1 Look at the picture. What do you think that Austin and his cousins are doing?
- 2 Listen and read.

مطاردة العلم "The Flag Hunt"



كان الأطفال ذاهبين للبحث عن العلم في الغابة. كانت السيدة وايت تخبرهم بالقواعد: "عليكم أن تجدوا علما في كل مكان. وتذكروا أن تلتقطوا القمامة!" قررت لوسي وأوستن الذهاب إلى البحيرة أولاً. قال أوستن: "انظروا، علم! فلنذهب إلى الكهف بعد ذلك." كانت سارة وخوسيه من الفريق الأزرق يسيران نحو الشلال. قال خوسيه: "انظروا! هناك علم. لنذهب إلى التل بعد ذلك." لم يريا أن حقيبة ظهر سارة كانت مفتوحة. كانت سارة وخوسيه يتسلقان التل. رأت سارة بعض القمامة من حقيبتها على ظهرها. الأرض. "أوه لا" صرخت. "علينا أن نلتقطها." بعد بضع ساعات، عاد الأطفال. "لقد وجد الفريق الأصفر أربعة أعلام. لقد فزت في البحث عن الأعلام اليوم"، قال المعلم. "خذ أحد أعلامنا. لقد رأينا أنك جمعت كل قمامتك، ولم تتمكن من إنهاء عملك"، قالت لوسي. "شكرا لك!" قال خوسيه وسارة.



the ground. "Oh no," she cried. "We have to pick it up."

A few hours later, the children went back.

"The yellow team found four flags. You win today's flag hunt," said the teacher.

"Here, take one of our flags. We saw that you collected all your trash, and you couldn't finish," said Lucy.

"Thank you!" said Jose and Sarah.

The children were going to have a flag hunt in the forest.

Mrs. White was telling them the rules. "You have to find a flag at each place. And remember to pick up your trash!"

Lucy and Austin decided to go to the lake first. "Look, a flag! Let's go to the cave next," said Austin.

Sarah and Jose from the blue team were walking to the waterfall. "Look! A flag," said Jose. "Let's go to the hill next." They didn't see that Sarah's backpack was open.

Sarah and Jose were climbing the hill. Sarah saw that some trash from her backpack was on

اقرأ مرة أخرى واختر الكلمات الصحيحة.

3 Read again and choose the correct words.

- 1 The yellow team goes to the lake / field first.
- 2 The yellow team finds / doesn't find a flag there.
- 3 The blue team closes / doesn't close their backpack.
- 4 The blue team needs to / doesn't need to collect their trash.
- 5 The blue / yellow team wins the flag hunt.
- 6 The yellow team doesn't give / gives a flag to the blue team.

١ - يتوجه الفريق الأصفر إلى البحيرة أ قبل أ أولاً.

٢ - الفريق الأصفر يجد / لا يجده علما هناك.

٣ - الفريق الأزرق يغلق / لا يغلق حقيبة الظهر الخاصة بهم.

٤ - الفريق الأزرق يحتاج / لا يحتاج إلى ذلك إلى جمع القمامة الخاصة.

٥ - الفريق الأزرق / الأصفر يفوز في البحث عن العلم.

٦ - الفريق الأصفر لا يعطي / يعطي علما للفريق الأزرق.

التعلم الاجتماعي والعاطفي

Social and Emotional Learning

قراءة ومناقشة

Read and discuss.

- 1 When do you usually feel stressed?
- 2 What do you do to feel less stressed?
- 3 Are there other activities that help you to feel better?

١ - متى تشعر عادة بالتوتر؟

٢ - ماذا تفعل لكي تشعر بتوتر أقل؟

٣ - هل هناك أنشطة أخرى تساعدك على الشعور بالتحسن؟

انظر إلى الصور، واذكر الأشياء التي تراها في الطبيعة.

- 1 Look at the pictures. Name the things in nature you see.
- 2 Listen and circle.



Daniel / Jack



Daniel / Jack



Daniel / Jack



Daniel / Jack دانيال / جاك



Daniel / Jack



Daniel / Jack

- 3 Listen and read. Write T (true) or F (false). Correct the false sentences.

- 1 Daniel visited a waterfall on his vacation. F Daniel visited a forest.
- 2 Jack likes going to the mountains. F Jack doesn't enjoy going to the mountains.
- 3 Daniel took a boat trip on a lake. T
- 4 Jack loves swimming in the ocean. T
- 5 Jack went fishing every day. F Jack went swimming every day.

- 4 Talk to your partner about these outdoor activities. Use the words to help you.

boring ممل dangerous خطير difficult صعب easy سهل exciting مثير fun ممتع interesting مثير للاهتمام

Person A: I love playing soccer! It's so fun and exciting.

Person B: That's great! I think scout activities can be fun too, especially camping and hiking. But sometimes, the drills and training can be a bit boring.

Person A: Yeah, I guess you're right. But what about playing in the snow? That sounds fun and exciting, but it can also be dangerous if you're not careful.

Person B: Exactly. It's important to be aware of the risks, like slipping and falling. But when done safely, it can be a lot of fun.



I tried to ice skate but it was very difficult.

لقد حاولت التزلج على الجليد ولكن الأمر كان صعباً للغاية.

الشخص أ: أحب لعب كرة القدم! إنها ممتعة ومثيرة للغاية.
الشخص ب: هذا رائع! أعتقد أن أنشطة الكشفية يمكن أن تكون ممتعة أيضاً، وخاصة التخييم والمشي لمسافات طويلة. ولكن في بعض الأحيان، قد تكون التدريبات والأنشطة الكشفية مملة بعض الشيء.
الشخص أ: نعم، أعتقد أنك على حق. ولكن ماذا عن اللعب في الثلج؟ يبدو الأمر ممتعاً ومثيراً، ولكنه قد يكون خطيراً أيضاً إذا لم تكن حذراً.
الشخص ب: بالضبط. من المهم أن تكون على دراية بالمخاطر، مثل الانزلاق والسقوط. ولكن عندما يتم ذلك بأمان يمكن أن يكون ممتعاً للغاية.



استمع وانظر ورقم.

رابط التمرين الرقمي



www.ahb.edu.sa

1 Listen, look, and number.



a deep lake 5



a hard rock 1



dry ground 2



a high mountain 6



far from home 7



close to the snail 4



a low tide 3

2 Listen, point, and say.

استمع، وأشر، وقل.

انظر وأكمل النص بالكلمات من التمرين 1.

3 Look and complete the text with the words from Exercise 1.

في هذه المناظر الطبيعية الريفية يوجد جبل مرتفع وشلال. يقع الجبل بالقرب من الغابة.

In this countryside landscape there's a ¹h_{igh} mountain and a waterfall. The mountain is ²c_{lose} to the forest.

هذه صحراء بها الكثير من الرمال، لذا فإن الأرض جافة. وهناك أيضًا بعض الكثبان تسمى الرملية المنخفضة.

This is a desert with a lot of sand, so the ³g_{round} is dry. There are also some ⁴l_{ow} hills. They are called sand dunes.

على هذه الجزيرة يوجد الكثير من الحلزونات، كن حذرًا! يبدو المحيط عميقًا، الجزيرة بعيدة، يوجد الكثير من الصخور التي تبدو صلبة من الأرض.

On this island, there are lots of ⁵s_{nails}. Be careful! The ocean looks ⁶d_{eep}. The island is ⁷f_{ar} from land. There are a lot of rocks that look ⁸h_{ard}.

انظر إلى الصور وابحث عن الاختلافات مع زميلك.

4 Look at the pictures. Find the differences with your partner.



جبل منخفض
low mountain
the land is soft
الأرض ناعمة
بحيرة عميقة
forest close to field



جبل عل
high mountain
the land is hard
الأرض صعبة
بحيرة منخفضة
low lake
forest far from field

غابة بعيدة عن الحقل



اقرأ واختر الكلمات الصحيحة.

1 Read and choose the correct words.

50 years ago



منذ ٥٠ عاما

You were an athlete.
Could you run fast?

كنت رياضيا هل
كان يوسلك
الركض بسرعة؟

Today

نعم، أستطيع ذلك. إذ كان بإمكانني الركض مسافة
٤٠ كيلومترا في أقل من ثلاث ساعات حينها.

Yes, I could.
I could run 40
kilometers under
three hours then.

هل تستطيع ركوب الخيل؟

No, I couldn't ride a horse.

- ١ - نستخدم **could** للتحدث عن الأحداث الحالية أو الماضية.
- ٢ - نستخدم **could/could't** لتحدث عن شيء لم يكن الشخص قادرا على فعله.
- ٣ - نستخدم **could / could not** للتحدث عن شيء كان الشخص قادرا على فعله.

لا، لم أستطع ركوب الخيل.

- 1 We use **could** to talk about **present / past** events.
 - 2 We use **could / couldn't** to talk about something a person was not able to do.
 - 3 We use **could / couldn't** to talk about something a person was able to do.
- اقرأ وأكمل المخطط بالشكل الصحيح للكلمة **could**.

2 Read and complete the chart with the correct form of could.

Question سوال	Affirmative إيجابي	Negative سلبي
1 Could you swim when you were five? هل كنت تستطيع السباحة عندما كان عمرك خمس سنوات؟	Yes, I could swim when I was five. نعم، كان بإمكانني السباحة عندما كان عمري خمس سنوات.	No, I couldn't swim when I was five. لا، لم أكن أعرف السباحة عندما كان عمري خمس سنوات.
4 Could they climb the mountain? هل يستطيعون أن يصعدوا الجبل؟	Yes, they could . نعم، يمكنهم ذلك.	No, they couldn't because it was too high. لا، لم يتمكنوا من ذلك لأنه كان مرتفعا جدا.

3 Look and write. انظر واكتب.

Summer Camp Activities

أنشطة المخيم الصيفي



المشي في الغابة

walk in the forest ✓



السباحة في البحيرة

swim in the lake ✓



خذ قارباً إلى الجزيرة

take a boat to the island ✓



تسلق الجبال

climb the mountains ✗



المشي في الحقول

walk in the fields ✗



قم بزيارة الكهف

visit the cave ✗

عندما كنا في المخيم الصيفي، ...

- ١ - يمكننا أن نسير في الغابة.
- ٢ - يمكننا أن نأخذ قارباً إلى الجزيرة.
- ٣ - لم نستطع تسلق الجبال.
- ٤ - لم نتمكن من زيارة الكهف.
- ٥ - يمكننا السباحة في البحيرة.
- ٦ - لم نكن نستطيع أن نسير في الحقول.

When we were at summer camp, ...

- 1 we **could walk** in the forest.
- 2 we **could take** a boat to the island.
- 3 we **couldn't climb** the mountains.
- 4 we **couldn't visit** the cave.
- 5 we **could swim** in the lake.
- 6 we **couldn't walk** in the fields.



انظر إلى الصور وأجب عن الأسئلة.

1 Look at the photos and answer the questions.

- 1 Which place do you want to visit? (a) ما هو المكان الذي تريد زيارته؟ (a)
2 What can you do there? Ride the cable car and Hiking and Rock climbing. ما الذي يمكنك فعله هناك؟ ركوب التلفريك والمشي لمسافات طويلة وتسلق الصخور.



اقرأ المدونة واختتر الصورة في التمرين 1 التي توضح المكان بشكل أفضل. (ب)

2 Read the blog and choose the photo in Exercise 1 that best shows the place. (b)

My Blog
March 12 مدونتي
12 مارس

هرحبًا، أنا عمر. لقد أمضيت إجازة رائعة. ذهبت إلى الشاطئ. إنه مكاني المفضل. كان الطقس مشمسًا، لذا تمكنا من السباحة في المحيط. لقد أحببت السباحة والاستمتاع بالشمس. في أحد الأيام، بدأ المطر يهطل، لذا لم نتمكن من السباحة في المحيط. كان هناك أيضًا الكثير من الكهوف بجوار الشاطئ. قررنا استكشافها. كان أخي يحب استكشاف الكهوف. في يوم آخر، ذهبنا لركوب الدراجات. كان أخي يرغب في ممارسة رياضة المشي لمسافات طويلة، لكنني أفضل ركوب الدراجات. كانت إجازة رائعة ونريد أن نعود إليها في الصيف القادم. ماذا فعلت في إجازتك؟

Hi! I'm Omar. I had a great vacation. I went to the beach. It's my favorite place. The weather was sunny, so we could swim in the ocean. I loved swimming and having fun in the sun. One day, it started to rain, so we couldn't go swimming in the ocean. There were also a lot of caves next to the beach. We decided to explore them. My brother loved exploring the caves.

On another day, we went riding on our bikes. My brother wanted to go hiking, but I prefer cycling.

It was a great vacation. We want to go back next summer.

What did you do on your vacation?

اقرأ المدونة مرة أخرى وأجب عن الأسئلة.

3 Read the blog again and answer the questions.

- 1 Where did Omar go on vacation? He went to the beach.
2 What could he do at the beach? He could swim.
3 What did they do when it rained? They explored some caves.
4 What else did they do? They rode their bikes.
5 Do they want to go back? Yes, they do.

- ١ - أين ذهب عمر في الإجازة؟ ذهب إلى الشاطئ.
٢ - ماذا كان يستطيع أن يفعل على الشاطئ؟ كان يستطيع السباحة.
٣ - ماذا فعلوا عندما هطلت الأمطار؟ استكشفوا بعض الكهوف.
٤ - ماذا فعلوا أيضًا؟ لقد ركبوا دراجاتهم.
٥ - هل يريدون العودة؟ نعم يريدون ذلك.

انظر واكتب الكلمات في الأعمدة الصحيحة.

1 Look and write the words in the correct columns.



	-og	-ain	-eep	-est	-ike	-at
مدونة	blog	train قطار	deep عميق	west الغرب	bike دراجة	cat قطة
ضفدع	frog	rain مطر	sheep غنم	nest عش	hike تنزه	hat قبعة

انظر، اقرأ، وأكمل الجمل.

2 Look, read, and complete the sentences.



The King rings flowers in the spring.
 Let's run in the COol. We must skate to the gate because we're late.
 There's a cool ool at our new school.

3 Write about your summer vacation. Include the ideas below:

- 1 where you went on vacation
 - 2 what the weather was like
 - 3 what you could do there
 - 4 what you couldn't do there
 - 5 where you want to go next year
- ١- أين ذهبت في إجازة.
 ٢- كيف كان الطقس.
 ٣- ما يمكنك فعله هناك.
 ٤- ما لم تستطع فعله هناك.
 ٥- أماكن تريد الذهاب إليها العام المقبل.

www.myblog.com

My Blog

March 12 مدونتي
١٢ مارس

Last summer, I spent my vacation in a beautiful coastal city. The weather was hot and sunny, perfect for beach activities. We spent our days swimming, sunbathing, and building sandcastles. We also went on boat trips and explored the local markets.

Unfortunately, it rained one day, so we couldn't go to the beach. Instead, we visited a local museum and learned about the history of the area.

Next summer, I'd love to go camping in the mountains. I'm excited about hiking, camping, and stargazing.



رابطه الدرس الرقمي
www.lm.edu.sa
القديية
Qiddiya

صف ما يمكنك رؤيته في الصور مع زميلك. أغلفة الكتب المصورة، والأشخاص

- 1 Describe what you can see in the pictures with a partner. covers of comic books, people riding a roller coaster, the logo of the Qiddiya project, the location of the Qiddiya theme park
- 2 Read and write *T* (true) or *F* (false). اقرأ واكتب *T* (صواب) أو *F* (خطأ).

A NEW THEME PARK IN QIDDIYA

By Noura Hassan نورا حسن

A new theme park is coming to Saudi Arabia – a Dragon Ball Theme Park! A theme park has exciting rides. This one will be the first theme park about *Dragon Ball* in the world. It will be in Qiddiya. Qiddiya is a new city near the Tuwaiq Mountains.

Dragon Ball is a comic book series. It is also a TV show. It's about a boy named Goku. He is looking for magic Dragon Balls. Master Roshi teaches Goku martial arts.



Goku meets many characters on his adventure. Some characters are people, some are monsters.

Why is Saudi Arabia building a Dragon

Ball Theme Park? Lots of people read the books and watched the show. They love *Dragon Ball*.

Fans of *Dragon Ball* want to have an adventure like Goku! Visitors want to come to the theme park.

One kind of ride is a roller coaster. It goes very fast. It goes up high. It is scary and fun – and safe, too! The Dragon Ball Theme Park will have a huge roller coaster inside a dragon. The dragon is a character from *Dragon Ball*. There are ideas for 30 rides about the characters and places from *Dragon Ball*.



- 1 Qiddiya is a character in *Dragon Ball*. F
- 2 The theme park is far from the Tuwaiq Mountains. F
- 3 Goku is a boy in *Dragon Ball*. T
- 4 Few people like *Dragon Ball* comic books. F
- 5 A roller coaster is a kind of ride at theme parks. T
- 6 The dragon roller coaster will be very big. T

- 3 Think about what you can do at theme parks. Write and tell your partner.



العب وأجب.
1 Play and answer.

<p>البداء/الانتهاء Start / Finish</p>	<p>1 أكمل. Complete. I wanted to go swimming, but it was cold. أردت أن أذهب للسباحة، لكن الجو كان باردًا.</p>	<p>2 What is this? Earth ما هذا؟ كرة الأرضية. </p>	<p>3 Complete. أكمل. I could ride a bike when I was six. <input checked="" type="checkbox"/> تمكنت من ركوب الدراجة عندما كنت في السادسة من عمري.</p>
<p>7 What is this? Desert. ما هذا؟ صحراء.</p>	<p>6 Circle. أحط. He could / <u>couldn't</u> climb the mountain. It was too high. لم يكن بوسعها تسلق الجبل، فقد كان مرتفعًا للغاية.</p>	<p>5 اكتب كلمة من نفس العائلة: Write a word from the same family: king الملك bring جلب</p>	<p>4 Complete. أكمل. I couldn't talk when I was one. <input checked="" type="checkbox"/> لم أكن أستطيع التحدث عندما كنت طفلة.</p>
<p>8 What is the opposite of low? High. ما هو عكس المنخفض؟ مرتفع.</p>	<p>9 Name two characters from <i>Dragon Ball</i>. اذكر شخصيتين من دراغون بول: Goku and Vegeta. جوكو وفيجيتا.</p>	<p>10 Circle. أحط. A word that rhymes with skate is <u>hot / late.</u></p>	<p>11 صحيح ام خطأ؟ True or false? دراغون بول هي سلسلة قصص مصورة. <i>Dragon Ball</i> is a comic book series. True. هذا صحيح.</p>
<p>يعود Return</p>	<p>14 Complete. أكمل. In a forest there are lots of trees. يوجد في الغابة الكثير من الأشجار.</p>	<p>13 ما هي الأنشطة التي تحب ممارستها في الصيف؟ What activities do you like to do in the summer? Reading books, Writing قراءة الكتب، الكتابة.</p>	<p>12 Who won the flag hunt? من فاز بمطاردة العلم؟ both teams كلا الفريقين</p>

مشروع
Project



اصنع نموذجًا لنشاط خارجي.
Make a model of an outdoor activity.

- Work in groups of four and:
- decide which outdoor activity you like.
 - decide how you will make your model.
 - draw your model on a large sheet of paper.
 - make a list of materials that you'll need.
 - write a description of the model, and where and how it is used.
 - make your model and present it to the class.

