

Hello!  
We are the *All Sorts*!  
We will be with you  
throughout the school year  
to help you reach all  
your top goals  
in English!



# TopGoal!

**Mc  
Graw  
Hill**

Nico Dantaz Rachel Finnie

1



### **Top Goal, Student Book 1**

Published by McGraw-Hill Education (UK) Limited  
Unit 4, Foundation Park,  
Roxborough Way,  
Maidenhead SL6 3UD  
T: +44 (0) 1628 502500  
Website: [www.mheducation.co.uk](http://www.mheducation.co.uk)

### **British Library Cataloguing in Publication Data**

A catalogue record for this book is available from the British Library.

Academic Design and Course Consultants: Nico Dantaz and Rachel Finnie  
Content Development and Editorial Production: The Content Station Ltd.  
Design and Layout: The Content Station Ltd.  
Cover Design: Vicky Xinou – purple  
Audio Production: Bob Schneider and Hallary Dworet for Bobally Records

Published by McGraw-Hill Education. Copyright © 2025 by McGraw-Hill Education. All rights reserved. No part of this publication may be reproduced or distributed in any form or by any means, or stored in a database or retrieval system, without the prior written consent of McGraw-Hill Education, including, but not limited to, in any network or other electronic storage or transmission, or broadcast for distance learning.

ISBN-13: 9781398962507

ISBN-10: 1398962503

© 2025 Exclusive rights by McGraw-Hill Education (UK) Limited for manufacture and export. This book cannot be re-exported from the country to which it is sold by McGraw-Hill Education (UK) Limited.



وزارة التعليم  
Ministry of Education  
2025 - 1447

# Contents

المحتويات

<b>C</b>	<b>Contents</b>	<b>3a</b>
<b>S</b>	<b>Scope and Sequence</b>	<b>3b</b>
<b>W</b>	<b>Welcome!</b>	<b>4</b>
<b>1</b>	<b>Family Events</b>	<b>10</b>
<b>2</b>	<b>Chores</b>	<b>22</b>
<b>3</b>	<b>Stories</b>	<b>34</b>
<b>4</b>	<b>After-School Fun</b>	<b>46</b>
<b>5</b>	<b>Outdoor Fun</b>	<b>58</b>
<b>6</b>	<b>House Accidents</b>	<b>70</b>
<b>7</b>	<b>Wildlife</b>	<b>82</b>
<b>8</b>	<b>Weather</b>	<b>94</b>
<b>G</b>	<b>Goodbye!</b>	<b>106</b>
<b>V</b>	<b>Vocabulary</b>	<b>112</b>
<b>A</b>	<b>Audio Track List</b>	<b>114</b>
<b>W</b>	<b>Workbook</b>	<b>117</b>

PART

1

PART

2

3a

C



# Scope and Sequence



UNIT	VOCABULARY			GRAMMAR	SAMPLE LANGUAGE
<b>W</b> Welcome!	<b>REVISION OF:</b> beautiful, dirty, fantastic, favorite, great	<b>TEACHING OF:</b> - afraid, brilliant, dangerous, different, exciting, naughty, surprised, terrible; ordinal numbers 1st–20th	<b>EXPOSURE TO:</b> celebrate, celebration, excellent	<b>REVISION OF:</b> Verb to be: Simple Past; adverbs of frequency; comparatives and superlatives	
<b>1</b> Family Events	<b>REVISION OF:</b> man, woman	<b>TEACHING OF:</b> - aunt, cousin, daughter, granddaughter, grandson, grown-up, parent, son, uncle, chatty, helpful, kind, lazy, strong, tired, weak	<b>EXPOSURE TO:</b> ancient, attractive, create, culture, development, huge, husband, gathering, grandparent, kitten, modern, parrot, rabbit, site, tourist, wife, worship	<b>REVISION OF: (Grammar 1)</b> How often + adverbs of frequency <b>TEACHING OF: (Grammar 2)</b> Possessive pronouns with whose	<b>Grammar 1:</b> - How often do you walk in the park? I always walk in the morning. - I never forget to feed the cat. - It happens very rarely. <b>Grammar 2:</b> - Whose dress was that? Was it yours? - It wasn't ours. It was theirs.
<b>2</b> Chores		<b>TEACHING OF:</b> - catch (the bus), comic book, get dressed, get undressed, get off / get on (a bus), grandparents - get up, leaf / leaves, ride (n), trash can, wake up; clear the table, cut the grass, feed the animals, make the bed, set the table, sweep the floor, take out the trash, wash the dishes	<b>EXPOSURE TO:</b> broom, bucket, dustpan	<b>REVISION OF: (Grammar 1)</b> Simple Present vs. Present Progressive <b>TEACHING OF: (Grammar 2)</b> Can – offers and requests	<b>Grammar 1:</b> - What are you doing? I'm reading. - I always read comic books. <b>Grammar 2:</b> - Can you sweep the floor for me? - Can I take out the trash for you?
<b>3</b> Stories	<b>REVISION OF:</b> clap, jump, nice, old, open, young	<b>TEACHING OF:</b> - call, carry, climb, cry, dream, drop, laugh, prefer, score, shout, wait, e-mail, fix, invite, need, plant, rob, stop, water	<b>EXPOSURE TO:</b> blessed, business, education, faith, globe, health, leader, mean (adj), nation, polite, population, push, Simple Future, vision, yesterday	<b>TEACHING OF: (Grammar 1)</b> Simple Past – affirmative and negative <b>TEACHING OF: (Grammar 2)</b> Simple Past – questions and short answers	<b>Grammar 1:</b> - He jumped and shouted. - He didn't laugh. <b>Grammar 2:</b> - Did you play with your friends? Yes, I did. - Did she win? No, she didn't.
<b>4</b> After-School Fun	<b>REVISION OF:</b> listen to music, play sports, play the piano, read books, run in the park, see a movie, watch TV, write stories	<b>TEACHING OF:</b> - catch the ball, dress up, go shopping, hide, inside, make a model, outside, play board games, play video games, take photos, texting, vlogging; badly, carefully, happily, loudly, luckily, quickly, quietly, slowly		<b>TEACHING OF: (Grammar 1)</b> Simple Past – regular and irregular verbs <b>REVISION OF: (Grammar 2)</b> Conjunctions: <i>but, and, because, so, when</i>	<b>Grammar 1:</b> - Did you go shopping? Yes, I went shopping with my sister. - I didn't play football. I watched TV. <b>Grammar 2:</b> - I went to the mall because I had to buy clothes. - I want to learn to play the guitar, so I'm going to take lessons. - When I need help, I ask my mom.





# Scope and Sequence

READING	SEL	WORD WORK	LISTENING	SPEAKING	WRITING	INTEGRATED LEARNING	PROJECT
<ul style="list-style-type: none"> <li>A story about a family photo (<b>Predicting from pictures</b>)</li> <li>A description of a favorite photo (<b>Understanding a description of a photo</b>)</li> </ul>	<ul style="list-style-type: none"> <li>Social awareness: Listening and responding to the needs and wants of others</li> </ul>	<ul style="list-style-type: none"> <li>Informal words with -y</li> </ul>	<ul style="list-style-type: none"> <li>Interviews about families (<b>Listening for detail</b>)</li> </ul>	<ul style="list-style-type: none"> <li>Asking and answering questions about activities</li> </ul>	<ul style="list-style-type: none"> <li>Writing a paragraph about your family</li> </ul>	<ul style="list-style-type: none"> <li>Social Studies: Diriyah</li> </ul>	<ul style="list-style-type: none"> <li>Creating a family portrait</li> </ul>
<ul style="list-style-type: none"> <li>A story about helping grandparents (<b>Identifying character actions</b>)</li> <li>A text about families' routines (<b>Reading for detail</b>)</li> </ul>	<ul style="list-style-type: none"> <li>Social awareness: Helping around the house</li> </ul>	<ul style="list-style-type: none"> <li>Words that can function as nouns or verbs</li> </ul>	<ul style="list-style-type: none"> <li>A conversation about routines (<b>Listening for general understanding and identifying activities</b>)</li> </ul>	<ul style="list-style-type: none"> <li>Talking about your daily routine</li> </ul>	<ul style="list-style-type: none"> <li>Writing a paragraph about your family routine</li> </ul>	<ul style="list-style-type: none"> <li>Natural Science: Cleanliness</li> </ul>	<ul style="list-style-type: none"> <li>Designing a chore chart</li> </ul>
<ul style="list-style-type: none"> <li>A story about children having an adventure in the playground (<b>Identifying character events</b>)</li> <li>A school play (<b>Completing information about a text</b>)</li> </ul>	<ul style="list-style-type: none"> <li>Social awareness: Using verbal and non-verbal cues to know how someone else feels</li> </ul>	<ul style="list-style-type: none"> <li>Doubling the final consonant in the Simple Past</li> </ul>	<ul style="list-style-type: none"> <li>A conversation about a story book (<b>Listening for similarities and differences</b>)</li> </ul>	<ul style="list-style-type: none"> <li>Telling your favorite story</li> </ul>	<ul style="list-style-type: none"> <li>Writing a play for your favorite story</li> </ul>	<ul style="list-style-type: none"> <li>Language Arts: Mark Twain</li> </ul>	<ul style="list-style-type: none"> <li>Writing a school play</li> </ul>
<ul style="list-style-type: none"> <li>A story about a memorable trip to the mall (<b>Identifying and ordering events</b>)</li> <li>A blog about hobbies (<b>Identifying details</b>)</li> </ul>	<ul style="list-style-type: none"> <li>Social awareness: Working effectively with others who are different from you and have different viewpoints</li> </ul>	<ul style="list-style-type: none"> <li>Forming adverbs with -ly and -ily</li> </ul>	<ul style="list-style-type: none"> <li>A conversation about a school gardening project (<b>Listening for details</b>)</li> </ul>	<ul style="list-style-type: none"> <li>Talking about your after-school activities</li> </ul>	<ul style="list-style-type: none"> <li>Writing a blog post about your parents' after-school activities</li> </ul>	<ul style="list-style-type: none"> <li>Social Studies: Games from the past</li> </ul>	<ul style="list-style-type: none"> <li>Creating a video game</li> </ul>





# Scope and Sequence



UNIT	VOCABULARY		GRAMMAR	SAMPLE LANGUAGE	
<div>5</div> <div>Outdoor Fun</div>		<b>TEACHING OF:</b> <ul style="list-style-type: none"><li>cave, countryside, desert, Earth, field, forest, hill, island, lake, land, mountain, waterfall; close, deep, far, ground, hard, high, low, snail</li></ul>	<b>EXPOSURE TO:</b> <ul style="list-style-type: none"><li>decide, fan, fighting sports, finish, forget, martial arts, prefer, ride, roller coaster, safe, scary, show, theme park, try</li></ul>	<b>TEACHING OF:</b> <b>(Grammar 1)</b> Verb + to infinitive vs. verb + -ing <b>TEACHING OF:</b> <b>(Grammar 2)</b> <i>Could / couldn't</i> for past ability	<b>Grammar 1:</b> <ul style="list-style-type: none"><li>I decided to go to the countryside.</li><li>We went walking around the lake.</li></ul> <b>Grammar 2:</b> <ul style="list-style-type: none"><li>Could you run fast when you were five? Yes, I could.</li><li>I couldn't ride a horse when I was five.</li></ul>
<div>6</div> <div>House Accidents</div>		<b>TEACHING OF:</b> <ul style="list-style-type: none"><li>back, cough, cry, cut, earache, fall, headache, hurt, sick, stomachache, toothache, X-ray, all right, band aid, downstairs, ill, put on, stomach, take off, upstairs</li></ul>	<b>EXPOSURE TO:</b> <ul style="list-style-type: none"><li>medicine, take care, well (adj, adv), What's the matter?, wrong</li></ul>	<b>TEACHING OF:</b> <b>(Grammar 1)</b> Expressing obligation, advice, and prohibition with <i>have to</i> , <i>must</i> , and <i>should</i> <b>TEACHING OF:</b> <b>(Grammar 2)</b> Indefinite pronouns	<b>Grammar 1:</b> <ul style="list-style-type: none"><li>You have to sit down and wait.</li><li>You must stay in a dark room. You mustn't look at any screens.</li><li>You should take this medicine. You shouldn't play outside today.</li></ul> <b>Grammar 2:</b> <ul style="list-style-type: none"><li>Everything hurts. It hurts everywhere.</li><li>I have something in my eye.</li><li>I don't see anything in your eye. There's nothing wrong.</li></ul>
<div>7</div> <div>Wildlife</div>	<b>REVISION OF:</b> elephant, giraffe, tiger	<b>TEACHING OF:</b> <ul style="list-style-type: none"><li>asleep, cage, danger, fast, frightened, jungle, kangaroo, lion, panda, parrot, polar bear, slowly, brave, careful, friendly, pretty, safe, slow, smart, tall</li></ul>	<b>EXPOSURE TO:</b> <ul style="list-style-type: none"><li>tortoise, turtle</li></ul>	<b>TEACHING OF:</b> <b>(Grammar 1)</b> Restrictive relative clauses: <i>who</i> , <i>which</i> , <i>that</i> , <i>where</i> , <i>when</i> , and <i>whose</i> <b>REVISION OF:</b> <b>(Grammar 2)</b> Comparatives and superlatives with adverbs and long and short adjectives	<b>Grammar 1:</b> <ul style="list-style-type: none"><li>That's the vet who works in the zoo.</li><li>This is where the pandas live.</li><li>This is the tiger that makes me feel frightened.</li></ul> <b>Grammar 2:</b> <ul style="list-style-type: none"><li>Cats walk more quietly than horses.</li><li>Cats are the most friendly animals in the world.</li></ul>
<div>8</div> <div>Weather</div>		<b>TEACHING OF:</b> <ul style="list-style-type: none"><li>cloud, cloudy, cold, hot, ice, rain, rainbow, sky, snow, sun, sunny, windy, cool, season, summer, temperature, warm, weather, wind, winter</li></ul>	<b>EXPOSURE TO:</b> <ul style="list-style-type: none"><li>communicate, community, fall, identity, livability, logo, reflect, technology, shape, spring, sustainability, values</li></ul>	<b>REVISION OF:</b> <b>(Grammar 1)</b> Future predictions with <i>be going to</i> <b>REVISION OF:</b> <b>(Grammar 2)</b> The verb <i>to be</i> – Simple Present and Simple Past	<b>Grammar 1:</b> <ul style="list-style-type: none"><li>What's the weather going to be like this afternoon?</li><li>It's going to be cold, but it isn't going to rain.</li></ul> <b>Grammar 2:</b> <ul style="list-style-type: none"><li>What is the weather like today? It is snowy.</li><li>What was the weather like yesterday? It was cloudy, but it wasn't rainy.</li></ul>
<div>G</div> <div>Goodbye!</div>	<b>REVISION OF:</b> cave, draw, go shopping, grandparents, hill, ice, kitten, naughty, walk, weather, wet clothes, windy			<b>REVISION OF:</b> Future with <i>be going to</i> , verb + to infinitive vs. verb + -ing, Simple Past, restrictive relative clauses	





# Scope and Sequence

READING	SEL	WORD WORK	LISTENING	SPEAKING	WRITING	INTEGRATED LEARNING	PROJECT
<ul style="list-style-type: none"> <li>A story set in the forest (<b>Reading for gist</b>)</li> <li>A blog post about a vacation (<b>Identifying details</b>)</li> </ul>	<ul style="list-style-type: none"> <li>Self-management: Dealing with stress</li> </ul>	<ul style="list-style-type: none"> <li>Word families</li> </ul>	<ul style="list-style-type: none"> <li>A conversation about vacations (<b>Listening for gist and details</b>)</li> </ul>	<ul style="list-style-type: none"> <li>Talking about outdoor activities</li> </ul>	<ul style="list-style-type: none"> <li>Writing a blog post about your summer vacation</li> </ul>	<ul style="list-style-type: none"> <li>Social Studies: Dragon Ball - Qiddiyah</li> </ul>	<ul style="list-style-type: none"> <li>Making a model of an ancient outdoor activity</li> </ul>
<ul style="list-style-type: none"> <li>A story about a dad who has a house accident (<b>Identifying details</b>)</li> <li>An article about first-aid (<b>Reading for specific information</b>)</li> </ul>	<ul style="list-style-type: none"> <li>Responsible decision-making: Understand the consequences of your actions</li> </ul>	<ul style="list-style-type: none"> <li>Indefinite pronouns and compound nouns</li> </ul>	<ul style="list-style-type: none"> <li>House safety advice (<b>Listening for advice</b>)</li> </ul>	<ul style="list-style-type: none"> <li>Talking about accidents at home</li> </ul>	<ul style="list-style-type: none"> <li>Writing a first-aid procedure for your school</li> </ul>	<ul style="list-style-type: none"> <li>Natural Science: Good hygiene habits</li> </ul>	<ul style="list-style-type: none"> <li>Acting out a scene of a house accident</li> </ul>
<ul style="list-style-type: none"> <li>An interview with a vet at an animal shelter (<b>Identifying setting</b>)</li> <li>An online article about wild animals (<b>Comparing and contrasting</b>)</li> </ul>	<ul style="list-style-type: none"> <li>Relationship skills: Identifying relationships that aren't healthy or safe</li> </ul>	<ul style="list-style-type: none"> <li>Classifying words</li> </ul>	<ul style="list-style-type: none"> <li>An interview with a vet (<b>Listening for predictions</b>)</li> </ul>	<ul style="list-style-type: none"> <li>Interviewing your partner about their favorite animal</li> </ul>	<ul style="list-style-type: none"> <li>Writing an animal fact file</li> </ul>	<ul style="list-style-type: none"> <li>Natural Science: Native animals</li> </ul>	<ul style="list-style-type: none"> <li>Designing an animal shelter</li> </ul>
<ul style="list-style-type: none"> <li>A story about a visit to a weather dome (<b>Identifying problems and solutions</b>)</li> <li>An article about the weather (<b>Comparing and contrasting</b>)</li> </ul>	<ul style="list-style-type: none"> <li>Responsible decision-making: Identifying choices that may result in problems, and solving these problems</li> </ul>	<ul style="list-style-type: none"> <li>Adding -y to make adjectives from nouns</li> </ul>	<ul style="list-style-type: none"> <li>An interview with a weather reporter (<b>Listening for specific information</b>)</li> </ul>	<ul style="list-style-type: none"> <li>Describing the weather</li> </ul>	<ul style="list-style-type: none"> <li>Writing a paragraph about your favorite season</li> </ul>	<ul style="list-style-type: none"> <li>Art: NEOM</li> </ul>	<ul style="list-style-type: none"> <li>Making a paper pinwheel</li> </ul>



مرحباً!

# Welcome!



PART

1

1 انظر وابحث.  
Look and find.

balloons

bus

آلة تصوير  
camera

drums

غيتار  
guitar

صورة  
photo

ملعب  
playground

ملصق  
poster

بالونات

حافلة

طبول

balloons

COME AND  
CELEBRATE SCHOOL!

تعال واحتفل بالمدرسة!

مرحباً بعودتك!

Welcome back!

SCHOOL BUS

باص المدرسة

bus

W

4



## العودة إلى احتفال المدرسة

BACK  
TO  
SCHOOL  
CELEBRATION

poster

camera

drums

photo

guitar

playground

## استمع واقرأ.

### 2 Listen and read.

#### مجموعة من المنشدين

Chorus

We're back at school, لقد عدنا إلى المدرسة،  
back at school. عدنا إلى المدرسة.  
Here we go again. نحن نعيد الكرة مرة أخرى.  
We're happy to be here! نحن سعداء لوجودنا هنا!  
The All Sorts are here, جميع الأنواع هنا، في  
back at school, المدرسة، في المدرسة.  
back at school. مرحباً! مرحباً!  
Hello! Hello!

We have new notebooks, pens, لدينا دفاتر ملاحظات وأقلام  
and backpacks, too! وحقائب ظهر جديدة أيضاً! ماذا  
What about you? عنك؟  
Get your things احصل على الأشياء الخاصة بك  
and come with us! وتعال معنا!  
We all enjoy school! نحن جميعاً نستمتع بالمدرسة!

#### مجموعة من المنشدين

Chorus

We can make new friends, يمكننا تكوين صداقات جديدة  
and see old ones, too! وروية الأصدقاء القدامى أيضاً!  
What about you? ماذا عنك؟  
Laugh and learn اضحك وتعلم  
with our teachers مع معلمينا  
in our beautiful في مدرستنا الجميلة والمميزة!

and special school!

Chorus

### 3 Listen again and chant.

استمع مرة أخرى وأنشد.

## استمع واقرأ وأجب.

### 1 Listen, read, and answer.

جميع الأنواع هي

1 The All Sorts are \_\_\_\_\_

- a on the playground. في ساحة اللعب.  
b in the classroom. في الفصل الدراسي.  
c at their house. في منزلهم.

كيف كانت  
إجازتك الأولى  
بالخارج؟



إنها أخطر  
من الألعاب  
الأخرى!



هم

2 They are \_\_\_\_\_

- a playing a game. يلعبوا لعبة.  
b having lunch. تناولوا الغداء.  
c talking to students. التحدث مع الطلاب.

دعونا نتسلق هذا الجدار!



أنا مندهش  
منك، جلو.  
هذه فكرة  
خطيرة!

إنها المرة الخامسة. دعونا نلعب لعبة مختلفة!



نعم! دعونا  
نمثل القصص!

Oh, no! Time for class!

### 2 Read, look, and match. Then listen and say. أوه لا! الوقت للفصل!

اقرأ وانظر واطابق. ثم استمع وقل.

- 1 afraid h 2 brilliant e  
3 dangerous g 4 different a  
5 exciting c 6 naughty f  
7 terrible d 8 surprised b



### 3 Look, read, and match.

- العشرين السادس عشر الثالث عشر السابع  
a 1st 5 b 2nd 1 c 3rd 2 d 4th 8 e 7th 3 f 13th 4 16th 6 20th 7  
1 second الثاني 2 third الثالث 3 seventh السابع 4 thirteenth الثالث عشر  
5 first الأول 6 sixteenth السادس عشر 7 twentieth العشرين 8 fourth الرابع

### 4 Listen, point, and say.

- الأول 1st 2nd 3rd 4th 10th 12th 13th 16th 18th 20th  
first second third fourth tenth twelfth thirteenth sixteenth eighteenth twentieth  
السادس عشر العاشر الثالث عشر الثامن عشر  
6 الثاني الرابع الثالث الثاني عشر السادس عشر العشرين



## القراءة والكتابة. ثم انظر وطابق.

### 5 Read and write. Then look and match.

أخي الصغير شقي جداً.

1 My little brother is very nughty. d

لا أحب طعم الجبن. إنه فظيع.

2 I don't like the taste of cheese. It's terrible. e

حصلت على عشرة هدايا من أصدقائي! كنت سعيداً ومتفاجئاً.

3 I got ten presents from my friends! I was happy and surprised. b

كان هناك سمكة قرش بالقرب مني عندما كنت في الماء. لقد كنت خائفاً.

4 There was a shark near me when I was in the water. I was a fraid. a

عندما أذهب في إجازة، أعتقد أن الأمر مثير.

5 When I go on vacation, I think it's exciting. c

التحدث مع زميل في الصف. اسأل وجاوب.

### 6 Talk with a classmate. Ask and answer.

ما هو الطعام الذي تعتقد أن رائحته كريهه؟



Which food do you think smells terrible?

أنا خائف من الثعبان.

I'm afraid of snake.

What are you afraid of?

من ماذا أنت خائف؟

What is exciting at school?

ما هو المثير في المدرسة؟

Art class is exciting at school.

لروس الفن مثيرة في المدرسة.



I think fish smells terrible!

My little sister is naughty in my family.

أختي الصغيرة شقية في عائلتي.

Who is naughty in your family?

من هو المشاغب في عائلتك؟

What makes you surprised?

ما الذي يجعلك متفاجئاً؟

My brother's gift makes me surprised.

هدية أخي تفاجئني.



a



b



c



d



e





هل تذكر؟

## Do you remember?

انظر واقرأ وأجب.

1 Look, read and answer.

الأطول الأصغر الأصعب الأكبر أعز  
-best- better biggest longer more difficult nicest smaller taller tallest worst  
الأفضل أطول الأجل الأطول الأسوأ

في الصورة الأولى يمكنك رؤية أعز أصدقائي في المدرسة. اسمها أسماء. شعرها أطول مني، وهي طويلة أيضاً. أعتقد أنها أطول فتاة في صفنا. نحن دائماً نجلس بجانب بعضنا البعض. إنها رائعة! إنها ألطف شخص أعرفه. أسماء تساعد صديقاتها وتبتسم كثيراً.

الصورة الثانية لفصلنا مع المعلم. صفنا هو أكبر مدرستنا. هناك ٣٠ طالباً! أما الفصول الأخرى فهي أصغر حجماً حيث يبلغ عدد الطلاب في كل منها حوالي ٢٠ طالباً. في هذه الصورة، نحن في صف الرياضيات. تعجبني المواد الدراسية التي ندرسها، لكن الرياضيات أكثر صعوبة من الجغرافيا أو التاريخ. في بعض الأحيان لا أفهم الرياضيات، وأعتقد أنني الأسوأ. طالب في الصف! لكن أسماء تساعدني دائماً لأنها أفضل مني في الرياضيات. ماذا عنك؟ من هو أفضل صديق لك في المدرسة؟ ما هي الصور المدرسية لديك؟



In the first photo, you can see my <sup>1</sup> best friend at school. Her name is Asma. She has <sup>2</sup> longer hair than me, and she is <sup>3</sup> taller, too. I think she is the <sup>4</sup> tallest girl in our class. We always sit next to each other. She is brilliant! She is the <sup>5</sup> nicest person I know. Asma helps her friends and smiles a lot.

The second photo is of our class with the teacher. Our class is the <sup>6</sup> biggest in our school. There are 30 students! The other classes are <sup>7</sup> smaller with about 20 students in each one. In this photo, we are in our math class. I like the school subjects we study, but math is <sup>8</sup> more difficult than geography or history. Sometimes I don't understand math, and I think I am the <sup>9</sup> worst student in class! But Asma always helps me because she is <sup>10</sup> better at math than me. What about you? Who is your best friend at school? What school photos do you have?

اقرأ وفكر. إذا إسال وجابوب.

2 Read and think. Then ask and answer.

زميلي في الصف

	Me	My classmate
1	من هو أطول طالب في صفك؟	منى هي أطول طالبة في صفي.
2	ما هو أجمل شيء في صديقك المفضل؟	Mona is the tallest student in my class.
3	ما هو أفضل شيء في وقت العطلة في المدرسة؟	What is the nicest thing about your best friend?
4	من لديه أكبر حقيبة ظهر في صفك؟	Honesty is the nicest thing.
5	ما هو أفضل شيء في وقت العطلة في المدرسة؟	Who has the biggest backpack in your class?
6	أكثر إثارة للاهتمام. التاريخ أم الجغرافيا؟ لماذا؟	Ahmed has the biggest backpack.
7	أعتقد أن التاريخ أكثر إثارة للاهتمام. أحب الناس والأماكن.	What is the best thing about recess time at school?
8	ما هي المواد الدراسية الأكثر صعوبة في المدرسة؟	playing is the best thing.
9	أعتقد أن الرياضيات والتاريخ أكثر صعوبة.	Which school subject do you think is more interesting: history or geography? Why?
10		I think History is more interesting. I like people and places.
11		What school subjects are more difficult at school?
12		Math and Art more difficult.



Who is the tallest student in your class?  
من هو أطول طالب في صفك؟  
It's my sister. She's taller than all of us!



What school subjects are more difficult at school?  
ما هي المواد الدراسية الأكثر صعوبة في المدرسة؟  
I think math and history are more difficult.





قم بمطابقة ظروف التكرار مع العلامات (✓) والتقاطعات (X).

3 Match the Adverbs of Frequency with the checks (✓) and crosses (X).

- 1 always **c** 2 usually **e** 3 often **a** 4 sometimes **d** 5 never **b**  
 في كثير من الأحيان أبدأ  
 دائما عادة في بعض الأحيان  
 a ✓✓ b X c ✓✓✓✓ d ✓ e ✓✓✓

رتب الكلمات لتكوين جمل.

4 Order the words to make sentences.

- 1 makes / My dad / dinner / often / .  
 والدي غالبا ما يعد العشاء.  
 My dad often makes dinner.  
 2 at / school / We / sometimes / celebrations / have /  
 في بعض الأحيان نقيم احتفالات في المدرسة.  
 We sometimes have celebrations at school.  
 3 does / his / in / the / Adel / park / homework / never / .  
 عادل لا يقوم بواجباته في الحديقة أبداً.  
 Adel never does his homework in the park.  
 4 I / mornings / always / have / on / Tuesday / class / art / .  
 لدي دائما دروس فنية صباح يوم الثلاثاء.  
 I always have art class on Tuesday mornings.  
 5 My / goes / to / the / best friend / on / Thursdays / often / school / club / .  
 غالبا ما يذهب صديقي المفضل إلى نادي المدرسة أيام الخميس.  
 My best friend often goes to the school club on Thursdays.

5 Look and complete with was/wasn't or were/weren't.

انظر وأكمل بـ كان/لم يكن أو كان/لم يكن.

كان يوم الأحد هو يوم الاحتفال بالعودة إلى المدرسة! كنا سعداء بالاحتفال لأنه كان ممتعا. لم يكن الاحتفال داخل الفصل الدراسي، بل كان في ملعب المدرسة. كان هناك ثلاثة موسيقيين شباب، وكان الطعام لذيذا! كانت هناك شطائر، وكانت هناك كعكة شوكولاتة كبيرة أيضا. كل الأنواع ومعلمنا كانوا هناك. لم يحضر أبوانا الاحتفال لأنهم كانوا في العمل. كان أفضل يوم في المدرسة!

Sunday <sup>1</sup> was the back to school celebration day!  
 We <sup>2</sup> were happy at the celebration because it <sup>3</sup> was fun. The celebration <sup>4</sup> wasn't in the classroom, it <sup>5</sup> was on the school playground.  
 There <sup>6</sup> were three young musicians, and the food <sup>7</sup> was delicious! There <sup>8</sup> were sandwiches, and there <sup>9</sup> was a big chocolate cake, too. All the All Sorts and our teacher, were there. Our parents <sup>10</sup> weren't at the celebration because they <sup>11</sup> were at work. It <sup>12</sup> was the best day of school!

6 Read again and answer. اقرأ مرة أخرى وأجب.

أين كان الطلاب وجميع الأصناف يوم الأحد؟ كانوا في احتفال المدرسة.

1 Where were the students and the All Sorts on Sunday?

They were at the school celebration. كانوا في احتفال المدرسة.

2 Was the celebration in the classroom? هل كان الاحتفال في الفصل الدراسي؟

No, it wasn't. لا، لم يكن كذلك.

3 What was delicious? ما هو لذيذ؟

Food was delicious. كان الطعام لذيذا.

4 Who wasn't at the celebration? من لم يكن في الاحتفال؟

Parents weren't at school celebration. لم يكن الآباء في احتفال المدرسة.

5 Was the celebration the worst day at school? هل كان الاحتفال هو أسوأ يوم في المدرسة؟

No, it wasn't. لا، لم يكن كذلك.





1 Look, listen, and complete.

انظر واسمع وأكمل.

2 Listen, point, and say. استمع وأشر وقل.

عمة  
aunt

عائلة  
family

حفيد  
grandson

cousin  
ابن عم

صور عائلية

## Family Photos



granddaughter

حفيدة



3 aunt  
عمة

cousin

4 ابن عم



How big is  
your family?

ما هو حجم عائلتك؟





لديها طفلان. ابنتها باللون  
الوردي وابنها باللون الأزرق.



She has two kids. Her  
**daughter** is in pink and  
her **son** is in blue.

هذا ليس والدي. إنه  
أخيه، عمي. عمتي معه.



This isn't my dad. It's his  
brother, my **uncle**. My  
**aunt** is with him.

انظر واكتب.  
3 Look and write.



This is my mom and  
dad. They are my  
**parents**.

هذه أمي وأبي.  
إنهم والدي.

لدينا اثنان من الأحفاد. حفيدنا وابنتنا تبلغ من العمر ١٢  
عامًا، وتبلغ من العمر ١٥ عامًا، وابنتنا تبلغ من العمر ١٢  
عامًا.



We have two grandchildren.  
Our **grandson** is 15, and our  
**granddaughter** is 12.



I like being with my family and with  
the **grown-up**

أحب أن أكون مع عائلتي ومع الكبار.

قراءة القصيدة ووضع دائرة حول أفراد الأسرة.

4 Read the poem and circle the family members.

Families, families.  
We all have families.  
Families are the ones we love  
and care about!  
We love our **grandma**, **grandpa**,  
**mom**, and **dad**,  
**aunts** and **uncles**, this is true!

We love our **sons** and **daughters**,  
and our friends, this is true!  
And we love our **grandsons**  
and **granddaughters**, too!  
Families, families.  
We all have families.  
Families are the ones we love  
and care about!

عائلات، عائلات. لدينا  
جميعاً عائلات. العائلات  
هي التي نحبها ونهتم  
بها! نحن نحب جدتنا،  
وجدنا، وأمننا، وأبيننا،  
وعماتنا وأعمامنا، وهذا  
صحيح!

قراءة القصيدة بصوت عال في صف.

5 Read the poem aloud as a class.

تحدث عن عائلتك.

6 Talk about your family.



I have two  
grandfathers and  
a grandmother.

I have a brother,  
a sister, and two  
uncles.



لدي أخ وأخت  
واثنين من أعمام.

لدي جدين وجدة.





1 Read the chart and the conversations.

كم مرة + ظروف التردد

How often + Adverbs of Frequency

How often	do	you we they	walk	in the park?	في الحديقة؟
	does	he she it	have	a cold?	البرد؟
I You We They	always	100%	walk	after school.	بعد المدرسة.
	usually	75%			
	sometimes	40%	walks		
He She It	rarely	10%			
	never	0%			

كم مرة تمشي في الحديقة؟

How often do you walk in the park?

I **always** walk in the morning.

كم مرة

أنا دائماً

أمشي في الصباح.

I **usually** walk after school.

عادة ما أمشي بعد المدرسة.

How often do you feed Daisy? Does she eat every day?

كم مرة تطعم ديزي؟ هل تاكل كل يوم؟

I **never** forget to feed her.

لا أنسى أبداً إطعامها.

Achoo! Sorry, it happens **sometimes**.

How often does it happen with cats?

أتشوا! آسف، يحدث ذلك في بعض الأحيان.

كم مرة يحدث ذلك مع القطط؟

نادر جداً. ربما لدي نزلة برد.

Very **rarely**. Maybe I have a cold.

2 Read and answer. اقرأ وأجب.

- What phrase do we use to ask about the frequency of activities? **How often.** ما العبارة التي نستخدمها للسؤال عن تكرار الأنشطة؟
- Which words are used to express frequency? **always, usually, sometimes, rarely, never** ما هي الكلمات المستخدمة للتعبير عن التردد؟
- Which word is used to talk about activities we do all the time? **always.** دائماً. ما هي الكلمة التي نستخدم للحديث عن الأنشطة التي نقوم بها طوال الوقت؟
- Which word is used to talk about activities we do not do? **never.** أبداً. ما هي الكلمة التي نستخدم للحديث عن الأنشطة التي لا نقوم بها؟
- Which words are used to talk about activities we do less often? **sometimes, rarely.** في بعض الأحيان، نادر. ما هي الكلمات المستخدمة للحديث عن الأنشطة التي نقوم بها بشكل أقل؟





## اقرأ واختار الكلمات الصحيحة.

## 3 Read and choose the correct words.

- 1 How often do / does you see your cousins?  
I always / rarely see them. أنا دائماً ما أراهم نحن نذهب إلى المدرسة معاً كل يوم.  
كم مرة ترى أبناء عمومك؟
- 2 How often do / does your aunt give you presents?  
My aunt never / always gives me beautiful presents when we meet. عمتي تقدم لي دائماً هدايا جميلة عندما نلتقي.  
كم مرة تقوم تزورين أجدادك؟
- 3 How often do / does you visit your grandparents?  
I rarely / always visit them. نادراً ما أزورهم. إنهم يعيشون في بلد آخر.  
كم مرة يقوم والدك بأخذ قطتك إلى الطبيب البيطري؟
- 4 How often do / does your parents take your cat to the vet?  
They usually / never take him when he needs vaccines and a bath. عادة يأخذونه عندما يحتاج إلى لقاحات أو الحمام.  
كم مرة يتناول فيها والدك العشاء مع عمك؟
- 5 How often do / does your father have dinner with your uncle?  
They always / never have dinner together. My uncle loves my dad's burgers. هم دائماً يتناولون العشاء معاً. عمي يحب البرغر والذي.

## 4 Reorder the words to make questions. Then answer them.

- 1 does / How / your sister / go cycling / often / ? How often does your sister go cycling?  
(always) She always goes cycling. كم مرة تذهب أختك لركوب الدراجات؟  
(دائماً) هي دائماً تذهب لركوب الدراجات.
- 2 do / walk / often / How / you / in the park / ? How often do you walk in the park.  
(rarely) I rarely walk in the park. كم مرة تمشي في الحديقة.  
(نادراً) نادراً ما أمشي في الحديقة.
- 3 uncle / often / How / does / your / football / play / ? How often does your uncle play Soccer?  
(never) He never plays soccer. كم مرة يلعب عمك كرة القدم؟  
(أبداً) لم يلعب كرة القدم أبداً.
- 4 How / parents / your / the movies / go to / do / often / ? How often do your parents go to the movies?  
(sometimes) They sometimes go to the movies. كم مرة يذهب والدك إلى السينما؟  
(أحياناً) يذهبون أحياناً إلى السينما.
- 5 dad / does / How / cook / your / often / ? How often does your dad cook ?  
(usually) He usually cooks. كم مرة يطبخ والدك؟  
(عادة) هو عادة يطبخ.

## 5 Play a game with your partner.

دائماً  
alwaysعادة  
usuallyأحياناً  
sometimesنادراً  
rarelyأبداً  
never

How often ...? عدد المرات...؟	play with your cousins / you	go to family gatherings / you	help your grandma / your brother
visit your house / your aunt	walk in the park / your mom	go fishing / your parents	read a book / your uncle
	المشي في الحديقة / والدتك	الذهاب للصيد / والديك	اقرأ كتاب / عمك

How often does your  
aunt visit your house?She sometimes visits  
on the weekend.

كم مرة تزور عمك منزلك؟

إنها تزور أحياناً في  
عطلة نهاية الأسبوع.





انظر إلى الصورة. الإجابة على الأسئلة.

1 Look at the picture. Answer the questions.

1 What do you think the family is doing?  
ما رأيك في الأسرة؟

2 من يمكنك رؤيته؟  
Who can you see?

2 Listen, read, and choose the correct answer.



صورة العائلة  
The Family Photo

المصور: كم مرة تلتقط صوراً عائلية؟

Photographer: How often do you take family pictures?

Uncle Tom: We always take family pictures for vacations and celebrations.  
العم توم: نحن دائماً نلتقط الصور العائلية في الإجازات والاحتفالات.

Photographer: OK, let's take this photo. Everyone! Please stand in the circle!  
المصور: حسناً، نلتقط هذه الصورة.

Mom: Children, come on.  
الأم: يا أطفال، هيا.

Photographer: OK. Grown-ups, you stand here. Kids, you stay near your grandparents.  
المصور: حسناً، أيها الكبار، أنتم واقفون هنا يا أطفال، ابقوا بالقرب من أجدادكم.

John: Where's dad? He's late!  
جون: أين أبي؟ لقد تأخر!

Mom: He's rarely late. Can we wait for him?  
الأم: نادراً ما يتأخر. هل يمكننا أن ننتظره؟

Photographer: Sorry, I don't have time.  
المصور: آسف، ليس لدي الوقت.

Grandpa: It's a family photo. We can wait for him!  
الجد: إنها صورة عائلية. يمكننا أن ننتظره!

المصور: هل تريد الببغاء الموجود في الصورة؟

Photographer: Do you want the parrot in the photo?

Uncle Tom: Yes, please. And the kitten, too.  
العم توم: نعم من فضلك، والقطط أيضاً.

Melanie: And my rabbit!  
ميلاني: وأرنبي!

Grandpa: We want to be near the front, too, with our grandchildren!  
الجد: نريد أن نكون بالقرب من المقدمة أيضاً مع أحفادنا!

John: Grandpa, you can stand here, near all your grandsons and granddaughters!  
جون: جدي، يمكنك الوقوف هنا، بالقرب من جميع أحفادك وحفيداتك!

Photographer: Where do you want the animals in the photo?  
المصور: أين تريد الحيوانات في الصورة؟

Aunt Sally: At the front!  
العمة سالي: في المقدمة!

Dad: Hi, everybody! Sorry, I'm late, but I'm here.  
الأب: مرحباً بالجميع! آسف، لقد تأخرت، ولكن أنا هنا.

Uncle Tom: Oh, picture time!  
العم توم: حسناً، وقت الصورة!

Photographer: Don't move. Smile!  
المصور: لا تتحرك. ابتسم!

1 The family usually / never takes photos.

2 Dad is rarely / always late.

3 The photographer doesn't have / has time.

4 The family pets can't / can be in the photo.

5 Grandpa wants to be next to his daughter and son / granddaughters and grandsons.

## Social and Emotional Learning

التعلم الاجتماعي والعاطفي

قراءة ومناقشة

Read and discuss.

1 How often do you do something for your family because you want to?  
كم مرة تفعل شيئاً لعائلتك لأنك تريد ذلك؟

2 How does it make you feel?  
كيف يجعلك تشعر؟

3 What do you do to help other people?  
ماذا تفعل لمساعدة الآخرين؟

4 How do you think your help makes other people feel?  
كيف تعتقد أن مساعدتك تجعل الآخرين يشعرون؟

3 Tell the story to your partner in your own words.

أخبر القصة لشريكك بكلماتك الخاصة.



انظر إلى الصور وأخبر شريكك بالأنشطة التي تراها.

1 Look at the pictures and tell your partner what activities you see.

2 Listen and match.

1 سارة Sarah

2 نورما Norma

3 جوش Josh

4 احمد Ahmed

5 ليزا Lisa

a

b

c

d

e

3 Listen again. Correct the sentences.

- لا أذهب أبدًا إلى السينما مع أجدادي. (عادة) usually
- 1 I ~~never~~ go to the movie theater with my grandparents. usually
- أحيانًا أذهب إلى الشاطئ مع والدي. (حفدي وحفديتي) granddaughter and grandson.
- 2 I sometimes go to the beach with my ~~parents~~ granddaughter and grandson.
- أذهب دائمًا للصيد مع أخي. (أبناء عمومتي) cousins.
- 3 I always go fishing with my ~~brother~~ cousins.
- أحب ركوب الدراجات في الحديقة مع أبناء عمومتي. (والدي) parents.
- 4 I like to go cycling in the park with my ~~cousins~~ parents.
- أحب تناول البيتزا مع بناتي وزوجي. (ابنتي) son.
- 5 I love to have pizza with my ~~daughters~~ and husband. son.

4 Ask and answer with a partner.

الحديقة الشاطئ مسرح السينما  
the park the beach the movie theater

صيد السمك ركوب الدراجات  
fishing cycling جري

How often do you go to the beach with your parents?

I sometimes go on the weekend.

كم مرة تذهب إلى الشاطئ مع والديك؟

أحيانًا أذهب في عطلة نهاية الأسبوع.



1 Listen, look, and number.

رجل قوي

a **strong** man 3



ولد كسول

a **lazy** boy 4



أخ المتعاون

a **helpful** brother 6



امراة طيبة

a **kind** woman 1



أم ثرثرة

a **chatty** woman 7



جدة ضعيفة

a **weak** grandma 5



أب متعب

a **tired** dad 8



فتاة خجولة

a **shy** girl 2



2 Listen, point, and say.

اقرأ وأكمل.

3 Read and complete.

ثرثار chatty متعاون helpful عطوف kind خجول shy ضعيف weak

- 1 My aunt is not strong. She is weak. (ضعيفة).
- 2 Lucy likes to talk a lot. She is chatty. (ثرثرة).
- 3 My mom is very nice and polite. She is kind. (عطوفة).
- 4 My sister loves to help. She is helpful. (متعاونة).
- 5 My cousin doesn't talk a lot. He is shy. (خجول).





## اقرأ وأكمل الرسم البياني.

### 1 Read the chart and the conversations.

Questions	Possessive Pronouns
Whose dress was it?	It was <b>mine</b> . (I)
Whose teddy bear was it?	It was <b>yours</b> . (you)
Whose bag was it?	It was <b>hers</b> . (she)
Whose bike was it?	It was <b>his</b> . (he)
Whose car was it?	It wasn't <b>ours</b> . (we)
Whose house was it?	It was <b>theirs</b> . (they)

لمن كان هذا اللباس؟ هل كان لك يا سوزي؟  
Whose dress was that?  
Was it **yours**, Suzie?  
نعم، كان لي!  
Yes, it was **mine**!

هل كانت هذه دراجتك؟  
Was this your bike?  
لا، أعتقد أنه كان لأخي الصغير.  
No, I think it was our little brother's.  
نعم، كان له.  
Yes, it was **his**.

لمن كان هذا المنزل؟  
Whose house was this?  
نعم، كان لهم.  
Yes, it was **theirs**.

لقد كانت عمك. لقد كانت لها.  
It was your aunt's. It was **hers**.

لم يكن لنا. هل كان منزل أجدادنا القديم؟  
It wasn't **ours**. Was it our grandparents' old house?  
نعم، كان لهم.  
Yes, it was **theirs**.

### 2 Read and complete. اقرأ وأكمل.

- Is this your bag? No, it isn't **mine**. I don't know whose it is.
- Can I borrow that pen? Ask Saeed. It's **his**.
- Whose new bike is that? I think it's Rana's. Yes, it's **hers**.
- I think those are my books! No, they aren't **yours**. They are Maha's and Fatima's.
- Are you sure they are Maha's and Fatima's? Yes, the books are **theirs**!

### 3 Play a game with your partner. لعب لعبة مع زميلك.

الطالب أ

Student A

Choose two objects in the classroom. Ask your partner about them.

لمن هذا الكتاب؟

Whose book is this?

I think it's yours.

الطالب ب

Student B

Answer your partner's questions.

أعتقد أنه لك.

أجب عن أسئلة زميلك.





انظر إلى الصورة وتوقع موضوع الوصف.



1 Look at the photo and predict what the description is about.

My favorite photo is of my family in the park.

My favorite photo is of my family in the park. We often take photos in the park, but this photo is special. You can see my parents. They're having a picnic. My two cousins are in the photo with their football. Well, I think it's theirs; they always play with it in the park. I like them a lot. They're kind and helpful!

How often do we go to the park? In the summer,

we always go to the park! We sometimes think the park is ours, and the footballs are, too!

My aunt and uncle are in the photo, too. My Aunty Maha is very chatty, and she's talking to a woman.

My Uncle Jeff is sitting in a little boat fishing, but it's not his. I think it's a friend's boat. My sister is

صورتي المفضلة هي لعائلتي في الحديقة. كثيرًا ما نلتقط صورًا في الحديقة، لكن هذه الصورة مميزة. يمكنك رؤية والدي. إنهم في نزهة. اثنان من أبناء عمومتى موجودان في الصورة مع كرة القدم الخاصة بهم. حسنًا، أعتقد أنها ملكهم؛ يلعبون بها دائمًا في الحديقة. أنا أحبهم كثيرًا. إنهم طيبون ومفيدون! كم مرة نذهب إلى الحديقة؟ في الصيف، نذهب دائمًا إلى الحديقة! نعتقد في بعض الأحيان أن الحديقة ملكنا، وكرات كرة القدم أيضًا! عمتي وعمي موجودان في الصورة أيضًا. عمتي أشلي ثرثرة للغاية، وهي تتحدث إلى امرأة. عمي جيف يجلس في قارب صيد صغير، لكنه ليس ملكه. أعتقد أنه قارب صديق. أختي هي تجلس خلف جدي إنها تقرأ كتابًا. إنها ليست ثرثرة جدًا وخجولة بعض الشيء. جدتي مع أختي الصغيرة، حفيدتها الصغرى. يمكنك رؤيتي في الصورة. أنا أكل الآيس كريم. كل عائلتي موجودة في الصورة، وأنا أحبها!

sitting behind my grandpa. She's reading a book.

She's not very chatty and a bit shy. My granny is with my little sister, her youngest granddaughter.

You can see me in the photo. I'm eating ice cream.

All my family is in the photo, and I love it!

اقرأ واكتب (T صحيح) أو (F خطأ). تصحيح الجمل الخاطئة.

2 Read and write T (true) or F (false). Correct the false sentences.

في الصورة، أمي وأبي في نزهة.

1 In the photo, Mom and Dad are having a picnic. T

2 There are three cousins playing with a football. F

هناك ثلاثة أبناء عمومة يلعبون بكرة القدم. There are two cousin playing with a soccer ball.

3 Uncle Jeff is fishing in a boat. T

4 The boat is his. F

القارب ليس له. The boat it's not his.

5 Aunt Maha is talking to a little boy. F

العمة أشلي تتحدث إلى طفل صغير. Aunt Ashley is talking to a woman.

6 Grandma is with her son. F

الجدّة مع ابنها. Grandma is with her youngest granddaughter.

الجدّة مع حفيدتها الصغرى.





اقرأ وأكمل.

## 1 Read and complete.

رسمي  
formal

- 1 dad أبي  
2 mom أمي  
3 aunt عمّة  
4 grandma جدّة

-y

غير رسمي

informal

- daddy بابا  
mommy ماما  
aunty عمّتي  
granny جدّتي



اقرأ وأكمل بالكلمات الصحيحة.

## 2 Read and complete with the correct words.

- 1 Ahmed is my mom's husband. He is my **dad**. (formal)  
2 Nqwal is my cousins' mom. She is my **aunty**. (informal)  
3 Farah is my mom's mom. She is my **granny**. (informal)  
4 Saliha is my dad's wife. She is my **mom**. (formal)

اقرأ عن عائلة سعود. أجب عن الأسئلة مع شريك.

## 3 Read about Saud's family. Answer the questions with your partner.

My family is big. I have two brothers, a sister, and four grandparents. I also have four uncles and aunts, and a lot of cousins, but I don't see them often. My brothers are eleven and fifteen, and my sister is seven. She is very shy. My brothers go to the gym every day and they are very strong. My parents are 47 and they're helpful and kind. My grandparents don't live in our house. Theirs is opposite the park. I think my grandparents are kind. My uncle is chatty because he talks a lot. On Saturdays, I sometimes go fishing with my brothers and sister. We often go to the park, too, with my dad. He runs every day! I think ours is a fantastic family!

- 1 Does Saud have any brothers or sisters? **yes. he has two brothers and a sister.**  
2 Who is shy in his family? **his sister is very shy.**  
3 Are his brothers weak or strong? **they are very strong.**  
4 What does he think about his parents? **they're helpful and kind.**  
5 Who is chatty in his family? **his uncle is chatty.**  
6 How often does he go fishing with his brothers and sister?

**he sometimes goes fishing with his brothers and sister.**

اكتب عن عائلتك.

## 4 Write about your family.

My family

My family is small. I have one brother, a sister, and tow grandparents. I also have tow uncles and aunts, but I don't see them often. My brother are ten, and my sister is six. She is very shy. My brother go to the school every day and he is very smart. My parents are 38 and they're helpful and kind. My grandparents live in our house. I think my grandparents are kind. My aunt is chatty because she talks a lot. On Sunday, I sometimes go walk with my brother and sister. We often go to the park, too, with my dad. He runs every day! I think ours is a fantastic family!



# التعلم المتكامل: الدراسات الاجتماعية Integrated Learning: Social Studies



اسأل وأجب مع زميل.

## 1 Ask and answer with a partner.

ما هي الأماكن التي تزورها مع عائلتك وماذا ترى هناك؟

1 What places do you visit with your family and what do you see there?  
قمنا بزيارة جدة ويمكننا رؤية الشاطئ.

We visit Jeddah and we can see the beach.

2 What is your favorite place to visit?

Why? My favorite place is Taif because

the rose there is beautiful. ما هو المكان المفضل لديك للزيارة؟ لماذا؟

## 2 Read and answer the questions. مكاني المفضل هو الطائف لأن الورد هناك جميل.

اقرأ الأسئلة وأجب عنها.

الدرعية  
**DIRIYAH**

Diriyah, near to Riyadh, is a beautiful place, full of exciting and interesting things to see. Diriyah is very important to us all because it tells us a lot about the amazing history of our country. A visit to Diriyah is the perfect choice for a family trip. You can learn all about the history and development of our modern Kingdom's culture as you walk around the area and explore the ancient site. But be ready to walk a long way, as the place is huge!

**Projects**

A lot of different projects are taking place at Diriyah at the moment. Teams of people are working hard to build new places where people can live and work. Other projects are making the place attractive to tourists by creating many new buildings and experiences.

**Numbers**

When the work is finished, these are some of the things Diriyah is going to have:

- nine different museums to choose from
- four new metro stations to use
- more than eight new parks
- 31 new mosques to worship at
- 16 schools for families living on the site.

الدرعية  
**DIRIYAH**

الدرعية مكان خاص للزيارة  
**Diriyah is a special place to visit!**

اقرأ واكتب (T صحيح) أو (F خطأ).

## 3 Read and write T (true) or F (false).

الناس لا يتعلمون التاريخ في الدرعية.

1 People don't learn about history at Diriyah. F

يمكنك القيام بالمشي كثيرا في الدرعية.

2 You can do a lot of walking at Diriyah. T

لا يقومون ببناء أماكن عمل جديدة في الدرعية.

3 They are not building new work places in Diriyah. F

هناك مشاريع لجذب السياح.

4 There are projects to attract tourists. T

أشخاص يعملون في 16 حديقة جديدة.

5 People are working on 16 new parks. F

البحث والعرض.

## 4 Research and present.

- Find out more about Diriyah online.
- Prepare a fact file and share with your classmates.

\* اكتشف المزيد عن الدرعية عبر الإنترنت.

\* قم بإعداد ملف البحث وشاركه مع زملائك في الفصل.



العب وأجب.

1 Play and answer.

البداء/الانتهاء  
Start / Finish

1 **أحط.**  
Circle.  
هل هذه صورة عائشة؟  
Is this Aisha's picture?  
No, it's her / my / his.

2 **أكمل.**  
Complete.  
Sabah likes to talk a lot. She is very chatty.

3 **أكمل.**  
Complete.  
always, never  
sometimes,  
rarely, usually

تغيير الكلمات غير الرسمية إلى كلمات رسمية.

7 **اكتب كلمتين أخريين:**  
Write two more words:  
chatty, kind, lazy,  
weak, shy, helpful

6 **كيف تساعد الآخرين؟**  
How do you help others?  
I am helpful them in cleaning and cooking.

5 **أكمل.**  
Complete.  
My dad's brother is my uncle, and his children are my cousin.

4 **Change the informal words to formal words.**  
daddy dad  
mommy mom  
granny grandma

قل شيئين تحب أن تفعلهما مع عائلتك وعدد المرات التي تفعلهما فيها.

Say two things you like to do with your family and how often you do them.

We sometime go to Walk, and we rarely go to beach.

9 **أكمل.**  
Complete.  
Whose hat is it?  
It's my aunt's.  
It's hers.

10 **أكمل.**  
Complete.  
Your mom and dad are your parents.

11 **أجب.**  
Answer.  
Which three pets are in the family photo on page 14?

kitten, parrot, rabbit

Return

عودة

14 Order the words to make a question.  
often / do / How / games / in / park / the / you / play / ?  
How often do you play games in the park?

13 **أجب.**  
Answer.  
كم متحف يبنون في الدرعية؟  
How many museums are they building in Diriyah?

They are nine museums building in Diriyah.

12 Talk about your favorite family member.

تحدث عن فرد عائلتك المفضل.

My sister are seventeen is very nice and kind .

Project

مشروع

قم بإنشاء صورة عائلتك.

Create your family portrait.

- Decide who will be in your family portrait.
- Decide where they are going to be.
- Decide what materials you want to use.
- Show your work to your classmates. Explain it to them.

● قرر من سيكون في صورة عائلتك.

● قرر أين سيكونون.

● قرر المواد التي تريد استخدامها.

● اعرض عملك على زملائك في الفصل. اشرح لهم ذلك.





# 2

## الأعمال Chores

زيارة لأجدادهم

### A Visit to Their Grandparents



1 Listen and number.

في الحافلة  
On the bus ...

استمع ورقم.

This superhero comic book is fun!

Grandpa and grandma are my superheroes!

هذا الكتاب الهزلي  
للأبطال الخارقين  
ممتع!

الجد والجدة  
هما الأبطال  
الخارقين  
بالنسبة لي!

4

استقل الحافلة رقم ٥٥ للذهاب إلى أجدادك



Get on the 54 bus to go to your grandparents' tomorrow.



1

At the park. It's a short ride.

في الحديقة. إنها رحلة قصيرة.



2 Listen, point, and say.

في صباح اليوم التالي...  
The next morning ...

أسرع! عليك أن تستقل  
الحافلة في الساعة  
التاسعة!

Hurry up! You need to catch the bus at nine!

أنا أستيقظ يا أمي!

I'm waking up, Mom!

What? Get up now!

ماذا؟ انهض الآن!

2

Get undressed. Put your gardening clothes on.

Sorry, I'm getting dressed now!

Can we collect leaves?

أخلع  
ملابسك.  
ارتدي  
ملابس  
البستنة  
الخاصة بك.

هل يمكننا جمع  
الأوراق؟

We can put them in the trash can.

يمكننا أن نضعهم في سلة المهملات.

How do you help at home?

كيف يمكنك المساعدة في المنزل؟





انظر واكمل.  
3 Look and complete.



1 wake up



2 get up



3 get dressed



4 catch the bus



5 get on the bus



6 ride on the bus



7 comic book



8 get off the bus



9 grandparents



10 get undressed



11 leaves



12 trash can

استمع واقرأ واكمل.  
4 Listen, read, and complete.

Chorus

Wake up, kid! Come on, wake up!  
Time to get out of bed!  
Get up, <sup>1</sup> get up, eat a  
big breakfast.

<sup>2</sup> catch your bus, that's what I said!

I am running to the bus stop.  
Hey, Mr. Bus Driver, can you wait?  
I need to <sup>3</sup> get on this bus,  
But I am really late!


Chorus

I'm sitting on the bus now!  
Finally! I feel OK!  
I'm reading my new <sup>4</sup> comic  
book.  
It's going to be a great day!

Chorus

استمع مرة أخرى وأنشد.  
5 Listen again and chant.

صف كيف تساعد عائلتك.  
6 Describe how you help your family.



لقد قُطعت العشب لأبي.  
I cut the  
grass for  
my dad.



I go with my  
grandparents to  
the supermarket.

أذهب مع أجدادي إلى السوبر ماركت.

1 Read the chart.

المضارع البسيط

المضارع المستمر

	Simple Present	Present Progressive
مثبة	<b>Affirmative</b> She <u>reads</u> comic books every day.	She <u>is reading</u> a comic book now.
منفية	<b>Negative</b> He <u>doesn't catch</u> the bus to school.	He <u>is not catching</u> the bus now.
اسئلة	<b>Questions</b> <u>Do</u> they <u>visit</u> their grandparents? Yes, they <u>do</u> . / No, they <u>don't</u> .	<u>Are</u> they <u>visiting</u> their grandparents now? Yes, they <u>are</u> . / No, they <u>aren't</u> .

انظر واقرأ وأجب.

2 Look, read, and answer.

What are you doing?  
ماذا تفعل؟

I am reading a comic book.  
I always read comic books.  
أنا أقرأ كتاباً فكاهياً. أنا دائماً أقرأ الكتب المصورة.

Are we taking the bus home?  
هل سنستقل الحافلة إلى المنزل؟

No, we aren't.  
لا، نحن لسنا كذلك.

I love going to our grandparents' house! But Mom doesn't usually drive us to their house.  
أحب الذهاب إلى منزل جدينا! لكن أمي لا توصلنا عادة إلى منزلهم.

Yes, she does.  
نعم، إنها تفعل ذلك.

Grandma sometimes makes chocolate cake!  
الجدة في بعض الأحيان تصنع كعكة الشوكولاتة!

ضع خطاً تحت الأفعال التي تصف ما يفعله الأطفال الآن.

1 Underline the actions describing what the children are doing now.

2 Circle the actions that describe their routines. ضع دائرة حول الأفعال التي تصف أعمالهم الروتينية.

اقرأ واختر الإجابات الصحيحة.

3 Read and choose the correct answers.

1 We use the Simple Present / Present Progressive to talk about routines and habits.

2 We use the Simple Present / Present Progressive to talk about things that are happening now.

3 We use to be + verb + -ing to form the Simple Present / Present Progressive.





## اقرأ واختار الكلمات الصحيحة.

### 4 Read and choose the correct words.

- 1 Fatima goes / is going to school by bus every day.
- 2 Omar reads / is reading his favorite comic book now.
- 3 Their mom always is giving / gives them a ride.
- 4 Are you / Do you help your grandparents on weekends?
- 5 What are you doing / do you do now? ماذا تفعل الآن؟
- 6 Is she / Does she catch the bus to school every day?
- 7 What time is he waking up / does he wake up in the morning?
- 8 Asma is not doing / does not do her homework now.  
انظر واكتب.

### 5 Look and write.



Majid / always /  
get up / six  
o'clock

Majid always gets  
up at six o'clock.



Mona / get on  
the bus / now

Mona isn't  
getting on the  
bus now.



Fahad / drive  
to work /  
every morning

Fahad drives  
to work every  
morning.



Mr. Badr /  
not / drive the  
bus / today

Mr badr  
doesn't drive  
the bus today.



My teacher /  
read a book /  
now

My teacher is  
talking to my  
class now.

### 6 Write the questions. Then ask and write the answers.

اكتب الأسئلة. ثم اسأل واكتب الاجابات.

سؤال Question	Partner 1	Partner 2
1 What / you / do / on weekends? <u>What do you do on weekends?</u>		<u>I play with my friends on weekends</u>
2 What / your parents / do / right now? <u>What are your parents doing right now?</u>		<u>They are sleeping right now.</u>
3 What time / you / get up / for school? <u>What time do you get up for school?</u>		<u>I get up at six o'clock every day.</u>
4 What / you / read / now? <u>What are you reading now?</u>		<u>I am reading comic book now.</u>





انظر إلى الصورة وتوقع القصة.



1 Look at the picture and predict the story.

- 1 It's about a weekend with Alba's parents. إنها عطلة نهاية الأسبوع مع والدي ألبا.
- 2 It's about Alba's school trip. يتعلق الأمر برحلة ألبا المدرسية.
- 3 It's about helping Alba's grandparents. يتعلق الأمر بمساعدة أجداد ألبا. ✓

2 Listen and read. Write T (true) or F (false). Correct the false sentences.

استمع واقرأ. اكتب (T صحيح) أو (F خطأ). تصحيح الجمل الخاطئة.



Alba wakes up early and gets dressed. She meets her cousin Layla at the bus stop.

"Hi, Layla. Thanks for coming with me to my grandparents' today," says Alba.

"Of course. It's important to help others," answers Layla.

They catch the bus to Alba's grandparents' house.

Alba and Layla are at the grandparents' house. They're helping with chores.

"Layla, I'm cleaning the kitchen windows. Can you wash the kitchen floor?" asks Grandma.

"OK," Layla says. "I always wash the floors at home."

"The bucket is in the cupboard," says Alba's grandma.

Alba is in the yard helping her grandpa.

"Alba, can you please water the flowers?" Grandpa asks.

"Yes, Grandpa," Alba says.

Alba waters the flowers. She then feeds the chickens. They're very hungry.

"Help, help!" Alba suddenly shouts.

"Oh, no! Poor Alba! I'm coming to help you!" Grandpa yells.

"I think they like Alba!" says Layla.

- 1 Grandma and Grandpa are working in the kitchen. F

Grandpa is working in the yard.

- 2 Alba is helping Grandma. F

Alba is helping grandpa.

- 3 Layla is helping Grandpa. F

Layla is helping grandma.

- 4 Grandma is cleaning the windows. T

الجدّة تنظف النوافذ.

- 5 Alba isn't watering the flowers in the yard. F

Alba is watering the flowers in the yard.

- 6 Alba doesn't feed the chickens. F

Alba feeds the chickens.

التعلم الاجتماعي والعاطفي

Social and

Emotional Learning

قل كيف تساعد في المنزل. ثم قارن مع زميل.

Say how you help at home. Then compare with a partner.

- At home, I help with ...
- One chore I don't like is ...
- An important chore is ...

في المنزل، أساعد في ذلك

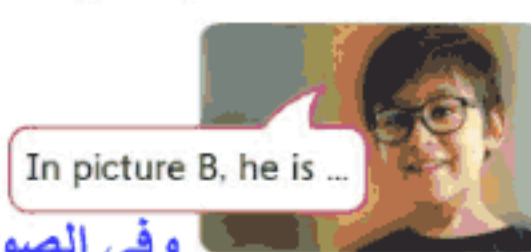
عمل روتيني واحد لا أحبه

عمل روتيني مهم



انظر إلى الصور في التمرين ٢. أخبر شريكك بما يفعله علي.

1 Look at the pictures in Exercise 2. Tell your partner what Ali is doing.



2 وفي الصورة ب هو ... استمع ورقم بالترتيب.  
Listen and number in order.



3 استمع مرة أخرى واختر الكلمات الصحيحة.  
Listen again and choose the correct words.

- 1 Ali gets up every morning at 6:00 / 6:30.
- 2 He takes the bus / car to school every day.
- 3 He sometimes helps his sister with her homework before school / dinner.
- 4 He sometimes / always helps clean the kitchen after dinner.
- 5 He usually plays video games before / after dinner.

4 أكمل اليوم لأجلك. ثم أخبر زميلك عن روتينك اليومي.  
Complete the day for you. Then tell your partner about your daily routine.

وقت Time	ماذا What
7:00 a.m	get up
7:10 a.m	have breakfast
7:30 a.m	go to school
5:00 p.m	do homework
6:00 p.m	watch TV show
6:00 p.m	have dinner
	go to bed

I get up every morning at seven o'clock. I get dressed and have breakfast at ...



أستيقظ كل صباح في الساعة السابعة. أرتدي ملابسني وأتناول الإفطار في ...

# مفردات Vocabulary



رابطه الدرس الرقمي



www.lem.edu.sa

1 2.8 **استمع ورقم.**  
**Listen and number.**



set the table



sweep the floor



wash the dishes




clear the table



take out the trash



make the bed



cut the grass



feed the animals

3 **اقرأ النص وأكمّله.**  
**Read and complete the text.**

My brother and I help our grandparents on Saturdays. I usually <sup>1</sup>sweep the floor and <sup>2</sup>make the beds. Then I <sup>3</sup>feed the animals.

My brother <sup>4</sup>cuts the grass and <sup>5</sup>takes out the trash. I usually <sup>6</sup>set the table for lunch. My brother always <sup>7</sup>clears the table after we eat, and then I <sup>8</sup>wash the dishes for my grandma.

4 **تحدث مع شريكك حول عدد المرات التي تقوم فيها بالأعمال المنزلية في التمرين 1.**  
**Talk to your partner about how often you do the chores in Exercise 1.**

كم مرة تمسحي الأرض؟

How often do you sweep the floor?

I sometimes sweep the floor.

أحيانًا أقوم بمسح الأرضية.

2

28





انظر واقرأ وأكمل الرسم البياني.

# 1 Read the chart and the conversations.

## Can Offers and Requests

We use *Can I ...?* to express an offer.

We use *Can you, he, she, they ...?* to express a request.

We answer with *Yes, I can. / No, I can't.*

لا يمكن  
عرض  
الطلب

can't

offer

request

هل يمكنك مسح الأرضية من أجلي؟  
Can you sweep the floor for me?  
نعم أستطيع! هل يمكنني إخراج القمامة أيضاً؟  
Yes, I can! Can I take out the trash, too?  
نعم من فضلك!  
Yes, please!

هل يمكنك وضع الكتب على الرف، من فضلك؟  
Can you put the books on the shelf, please?  
لا، لا أستطيع، يا أنسة براون. إنها عالية جداً.  
No, I can't, Miss Brown. It's too high.

ترتيب الكلمات لتكوين الأسئلة. ثم أجب مع زميل.

# 2 Order the words to make questions. Then answer with your partner.

1 you / car / help me / Can / wash / my / ?

Can you help me wash my car? No, I can't.



2 for / you / set / the / Can / I / table / ?

Can I set the table for you? Yes, you can.



3 your book / you / the cat / Can / feed / after you read / ?

Can you feed the cat after you read your book? Yes, I can.



4 Grandma / Can / make / for my / a cake / graduation / ?

Can grandma make a cake for my graduation? No, she can't.



5 give / your mom / Can / me / to school / a ride / ?

Can your mom give me a ride to school? Yes, she can.



6 I / homework / with / you / help / Can / your / ?

Can I help you with your homework? No, you can't.



انظر إلى الصور. اسأل وأجب مع زميل.

# 3 Look at the pictures. Ask and answer with your partner.

هل يمكنك إخراج القمامة؟

Can you take out the trash?

نعم أستطيع.  
Yes, I can.







انظر إلى العنوان والنص. اختر الإجابات الصحيحة.



1 Look at the title and the text. Choose the correct answers.

- This text is from an online magazine / a newspaper.
- The text is about their family gathering / the routine they have at home.

اقرأ الأسئلة وأجب عنها.

2 Read and answer the questions.



الحياة العائلية

نورا وخالد يشاركان روتين عائلتهما مع مجلتنا.

Noura نورا



My parents both work, so we're busy. We wake up at 6 a.m. every day and help our parents with breakfast. I set the table, and my brother clears the table after we finish. My mom cooks, and my dad washes the dishes. My mom sometimes gives us a ride to school, but we usually catch the bus. We always catch the bus home. We can help Mom and Dad after we do our homework. We help them make dinner, take out the trash, and wash the dishes. I read or listen to music after dinner. My brother usually plays catch with my dad outside. I go to sleep at 9 p.m. On weekends, I can stay up a bit later.

Khalid



I live with my mom and my dad. My dad works a lot, so I help my mom around the house. I wake up at 6:30 a.m. every day and make breakfast. My dad walks with me to the bus stop, and I catch the bus. He goes to work, and my mom stays home. She usually cleans the house, but I always help her when I come home from school. I feed the cats, sweep the kitchen floor, and set the table for dinner. My dad comes home after 7 p.m. He helps me with my homework. We talk about our day, and we sometimes ride our bikes together. I go to bed at 9:30 p.m.

	Noura نورا	Khalid خالد
1 What time do they wake up?	6 a.m.	6.30 a.m.
2 How do they go to school?	mom give her a ride.	by bus.
3 How do they help around the house?	set the table.	make a breakfast.
4 What do they like to do after school?	read or listen to music.	ride a bike.
5 What time do they go to sleep?	9.00 p.m	9.30 p.m

الإجابة على الأسئلة. ثم اسأل وأجب مع زميل.

3 Answer the questions. Then ask and answer with your partner.

- What do you have in common with Noura's family routine?  
My mom cooks, and my dad washes the dishes.
- What is the difference between your family's routine and Khalid's family routine?  
My dad comes home after 4 p.m.
- What do you like to do after school?  
I like to watch TV.





أنظر واقرأ.

1 Look and read.

<p>1 أمي عادةً ما توصلني إلى المدرسة.</p> <p>My mom usually gives me a <b>ride</b> to school.</p> <p>thing</p>	<p>أحب ركوب دراجتي بعد المدرسة.</p> <p>I like to <b>ride</b> my bike after school.</p> <p>action</p>	<p>2 والدي يلعب دائماً معي.</p> <p>My dad always plays <b>catch</b> with me.</p> <p>thing</p>	<p>أنا دائماً متأخراً للحاق بالحافلة.</p> <p>I'm always late to <b>catch</b> the bus.</p> <p>action</p>
<p>3 أنا دائماً أضع الدجاج في الصباح.</p> <p>I always <b>feed</b> the chickens in the morning.</p> <p>action</p>	<p>أحتاج لشراء المزيد من علف الدجاج. لكيس فارغة!</p> <p>I need to buy more chicken <b>feed</b>. The bag is empty!</p> <p>thing</p>	<p>4 أترك المدرسة في الساعة الرابعة بعد ظهر كل يوم.</p> <p>I <b>leave</b> school at four o'clock every afternoon.</p> <p>action</p>	<p>هناك الكثير من الأوراق هنا!</p> <p>There are a lot of <b>leaves</b> here!</p> <p>thing</p>

انظر إلى الكلمات باللون الأزرق في التمرين 1. قرر ما إذا كانت أفعالاً أم أشياء.

2 Look at the words in blue in Exercise 1. Decide if they are *actions* or *things*.

اقرأ وأكمل بالكلمات الصحيحة. قرر ما إذا كانت أفعالاً أم أشياء.

3 Read and complete with the correct words. Decide if they are *actions* or *things*.

- Do you need to catch the bus today? action
- My mom asked me to buy some bird feed at the store. thing
- My mom doesn't let me ride on my dad's motorcycle. action
- My grandpa's trees have a lot of leaves. thing

اكتب عن روتين عائلتك. قم بتضمين الأفكار أدناه.

4 Write about your family routine. Include the ideas below.

1 People who live with you الأشخاص الذين يعيشون معك

2 Time you wake up وقت استيقاظك

3 Your morning routine روتينك الصباحي

4 How you get to school كيف تذهب إلى المدرسة

5 What you do to help around the house ماذا تفعل للمساعدة في جميع أنحاء المنزل

6 What you like to do in the evening ما تحبين فعله في أوقات المساء

روتين عائلتي

My Family Routine

I live with my mom and my dad. I wake up at 6:30 a.m. I brush my teeth then I eat breakfast. I catch the bus to school. I help my mom to make dinner, take out the trash and wash the dishes.

I watch TV after dinner. I go to sleep at 9 p.m.







انظر إلى الصور ونافش ما تظهره كل صورة.

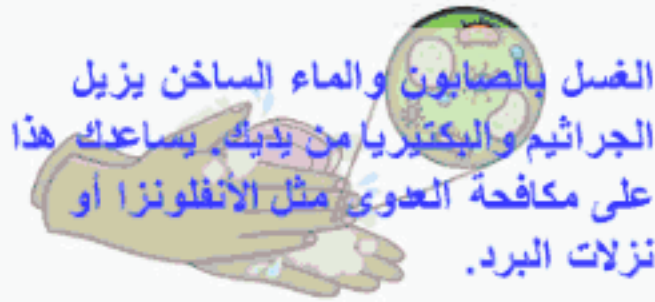
1 Look at the pictures and discuss what each picture shows.

2 اقرأ الأسئلة وأجب عنها. Read and answer the questions.

## WHAT IS CLEANLINESS? ما هي النظافة؟

Cleanliness is about keeping ourselves, our homes, our school, and the community clean.

### النظافة الشخصية Personal Hygiene



Washing with soap and warm water removes germs and bacteria from your hands. This helps you fight infections like the flu or a bad cold.

### في البيت At Home



Dust makes the air dirty and is not healthy for you. Household chores like sweeping the floor can help to keep the air clean.

### In the Classroom

#### في الفصل الدراسي

A clean classroom stops bad smells and keeps the air clean. Some studies say a clean classroom can help you study better.



### In Public Places

#### في الأماكن العامة



When we throw trash in the street, mosquitos and flies sit on it and carry germs in the air.

1 Why is washing our hands important? It stops germs.

2 What does dust do to the air? It makes the air dirty.

3 How can we stop dust? You can stop dust when you sweep the floor.

4 How does a clean classroom help us? It stops bad smells. / It can help us study better.

5 What happens when we throw trash in the street? Flies and mosquitos sit on it and carry germs.

3 Write four tips for keeping clean. Then compare your ideas with a partner.

We can clean the bathroom and toilet.

We can take out the trash.

We can take a shower after we play in the Park.

32

Don't write in the walls

We can wash our hands before we have a meal.

يمكننا أن نغسل أيدينا قبل أن نتناول وجبة الطعام.







# مراجعة الوحدة Unit Review



## العب وأجب. 1 Play and answer.

ما هي المشكلة التي تواجهها ألبا مع الدجاج؟



1 What problem does Alba have with the chickens?

The chickens attack Alba.

قم بتغيير الجملة إلى المضارع المستمر: أطعم القطة كل يوم.

2 Complete. أكمل  
My mom gives me a ride to school every morning.

أمي توصلني إلى المدرسة كل صباح.

3 Complete. أكمل  
I need a broom because I want to sweep the floor.

أحتاج إلى مكنسة لأنني أريد أن أكنس الأرض.

ما هي الجملة التي تستخدم المضارع البسيط؟

4 Which sentence uses the Simple Present?

- a When I get on the bus, I listen to music.  
b I'm doing my homework right now.

7 Circle. احط.  
Germs and bacteria love clean / tidy / dirty places.

6 Change the sentence to the Present Progressive:  
I feed the cat every day. I'm feeding the cat today.

5 What is he doing?  
He is getting up.



8 Say three things you do every morning.

I get up every morning at seven o'clock.  
I get dressed and have breakfast. I go to school.

9 How can we be helpful to our family?  
We can help them to make dinner, take out the trash and wash the dishes.

10 Answer. أجب.  
Can you clear the table, please? (✓)  
Yes, I can.

11 Answer. أجب.  
What does your family do on Saturdays?  
We are going to the beach.



14 Explain the difference. وضح الفرق.  
a There are some leaves on the floor.  
b The bus always leaves at 4 p.m.

13 Ask the question. اطرح السؤال.  
No, Yousef can't wash the dishes now.  
Can Yousef wash the dishes?

12 Complete. أكمل  
Is Qassim doing his homework now?  
No, he isn't.

## مشروع Project



تصميم مخطط عمل روتيني.  
Design a chore chart.

العمل في مجموعات و:  
Work in groups and:

- قائمة بجميع المهام الخاصة بك  
list all your chores.
- تنظيم أعمالك لكل يوم من أيام الأسبوع  
organize your chores for each day of the week.
- تصميم المخطط العمل الخاص بك  
design and make your chore chart.
- أضف جميع أعمالك المنزلية إلى مخططك  
add in all your chores on your chart.
- تقديم مخطط العمل إلى الفصل.  
present your chore chart to the class.

تقديم مخطط العمل إلى الفصل.

## مخطط العمل 1 Chore Chart

Chores	Sun	Mon	Tues	Wed	Thurs	Fri	Sat





www.ien.edu.sa

1 Listen, read, and point.

2 Listen, point, and say.

Don't **drop** the books!

لا تسقطي الكتب!

أستطيع أن أحملهم، لكنهم ثقلون!

I can **carry** them, but they're heavy!

What do you like to do for fun?

ماذا تحبي أن تفعلي من أجل المرح؟

أنا أحب القفز بالحبل.

أنا أحب تسلق الأشجار. I like to **climb** trees.

I like to **jump** rope.

ما الامر؟

What's wrong?

My mom's very late!

أمي متأخرة جدًا!

لا تبكي، سأتصل بها، انتظري هنا. cry. // you here.

Yay! Storytime!

يااي! وقت القصة!

Don't **shout**! Now, do you **prefer** an old or a new story?

لا تصرخي! الآن، هل تفضلي قصة قديمة أم جديدة؟

واحدة جديدة.

A new one.

I **dreamed** I was a soccer player. I **scored** three goals.

هاهاها.

Hahaha.

حلمت أنني لاعب كرة قدم وسجلت ثلاثة أهداف.

Don't **laugh**.

لا تضحكي.

ما هي قصصك المفضلة؟ What are your favorite stories?





انظر واكتب.

3 Look and write.



1 carry تحمل



2 call يتصل



3 climb تسلق



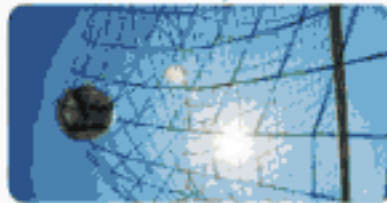
4 dream تحلم



5 laugh تضحك




6 shout صراخ



7 score سجل النقاط



8 cry يبكي



9 wait ينتظر



10 jump تقفز



11 prefer يفضل



12 drop يسقط

4 Read the poem and circle the correct word.

اقرأ القصيدة ثم ضع دائرة حول الكلمة الصحيحة.

We're having fun at school.  
Who wants to come along?  
We're having fun at school.  
So come and read this poem!

I love to <sup>1</sup>climb / carry a big tree.  
I prefer to jump rope.  
I want to <sup>2</sup>shout / score some goals.  
Football game, here we go!

We're <sup>3</sup>crying / laughing and playing.  
It's a special day today.  
We have balloons and cake.  
It's a special day today!

We're having fun at school.  
Who wants to come along?  
We're having fun at school.  
So come and read this poem!

اقرأ القصيدة بصوت عال مع الفصل.

5 Read the poem aloud as a class.

قم بتمثيل الكلمات من التمرين ٣ و تخمنها مع زميلك.

6 Act out words from Exercise 3 and guess with your partner.

لا. حاول مرة أخرى.

You're climbing a tree!

أنت تتسلق شجرة!

Are you jumping?

هل انت تقفز؟

No. Try again.

هذا صحيح.  
That's correct.





1 Read the chart.

الماضي البسيط الإيجابي

الماضي البسيط السلبي

Simple Past Affirmative	Simple Past Negative
I <b>played</b> football yesterday. She <b>scored</b> a goal in the game. He <b>laughed</b> at my joke this morning. We <b>carried</b> Abdullah around the football field after the game.	I <b>didn't play</b> football last Thursday. You <b>didn't score</b> a goal in the game. He <b>didn't laugh</b> at my joke last night. We <b>didn't carry</b> Abdullah around the football field before the game.

2 Look, read, and answer. انظر، اقرأ، وأجب.



- Are the actions in the pictures in the past or the present? past.
- What do the verbs in the affirmative sentences have in common?  
they end in -ed.
- How do we form a negative sentence? did + not + verb in the base form.

3 Read and choose the correct answer. اقرأ واختر الإجابة الصحيحة.

- We form the Simple Past affirmative by adding -ed / -d to the end of a verb ending in a consonant.
- We form the Simple Past affirmative by adding -ed / -d to the end of a verb ending in -e.
- We form the Simple Past affirmative by changing -y to -i and adding -ed / -d to the end of a verb ending in a consonant and -y.
- We form the Simple Past negative by adding did / did not + the base form of the verb.





انظر إلى الصورة وأكمل الجمل.

4 Look at the picture and complete the sentences.



- 1 Lena jumped (jump) rope during recess.
- 2 Sarah solved (solve) a problem in math class.
- 3 Sally played (play) football with her friends yesterday.
- 4 Evelyn dropped (drop) her book in the playground.
- 5 Vicky laughed (laugh) at the funny story in the book.
- 6 Emma carried (carry) the teacher's books to the classroom.
- 7 Arwa shouted (shout) at her team at the football game.
- 8 Zoe pushed (push) Chloe on the swing.

أكمل بالأفعال في صيغة النفي أو الإيجاب.

5 Complete with the verbs in the negative or affirmative form.

- 1 Hanan didn't play football. She played basketball.
- 2 My mom called my sister. She didn't call my dad.
- 3 Badria dropped her pencils. She didn't drop her notebook.
- 4 Faris didn't score two goals in the game. He scored only one goal.
- 5 Nawal didn't skip rope with Amal. She jumped rope with Noura and Wafa.

انظر إلى الصور واكتب ما فعلوه وما لم يفعلوه.

6 Look at the pictures. Write what they did and didn't do.



انتظار الحافلة

wait for the bus



لعب كرة

play football



تسلق الشجرة

climb the tree



مشاهدة التلفزيون

watch TV



- 1 She waited for the bus.
- 2 He didn't play soccer.
- 3 \_\_\_\_\_
- 4 They watched TV.  
She didn't climb the tree.

7 Write about your activities. Then tell your partner. اكتب عن أنشطتك، ثم أخبر زميلك عنها.



Yesterday, I ...

أمس، أنا...

On the weekend,  
I didn't ...

في عطلة نهاية الأسبوع، لم أفعل...







انظر وتأكد من (✓) أو ضع علامة (X).



1 Look and check (✓) or cross (X).

- 1 The students are on the playground. ✓
  - 2 The girl sitting alone looks happy. X
- 1- الطلاب في ساحة اللعب. ✓  
2- الفتاة التي تجلس بمفردها تبدو سعيدة. X

2 Listen and read. Write T (true) or F (false).

The New Kid



The children are playing on the playground. A girl is sitting alone. "Who is that?" Izzy asked.

"I think she's a new student," Julie answered.

"Oh, no! She's crying! Let's go and say hello."

"Hello, I'm Julie."

"Um ... I'm Samantha."

"It's nice to meet you, Samantha. Are you new?" Liz asked.

"Yes, my family moved here two weeks ago," Samantha answered.

"Why are you sad?" Izzy asked.

"I'm alone. I don't know anyone," Samantha answered.

"Don't cry. Do you want to play with us?" Liz asked.

"Yes, please. What are you playing?" Samantha asked.

"We're looking for monsters. If you find a monster, you score a point," Julie answered.

"That sounds fun," Samantha joined them.

The children laughed and played looking for monsters. They climbed the trees and jumped in the leaves.

Samantha picked up some leaves and shouted, "Look! Here's one!"

Liz laughed. "That's not a monster, Samantha. That's just a worm."

Samantha dropped the worm. Everyone laughed.

- 1 A girl is sitting alone. T
- 2 The girls ask about Samantha. T
- 3 Samantha lives with her grandma. F
- 4 Samantha moved to town two years ago. F
- 5 Liz and Julie were nice to Samantha. T
- 6 Samantha decided to play with the other children. T
- 7 Samantha picked up a real monster. F
- 8 Only Liz laughed at Samantha. F

التعلم الاجتماعي والعاطفي

Social and  
Emotional Learning

اقرأ وأجب.

Read and answer.

- 1 How do you know if a friend is sad?
- 2 How do you know if a friend is happy?
- 3 What other ways can you tell how someone feels?

1- كيف تعرف أن صديقك حزين؟

2- كيف تعرف أن صديقك سعيد؟

3- ما هي الطرق الأخرى التي يمكنك من خلالها معرفة ما يشعر به شخص ما؟



انظر إلى الصور وتأكد من (✓) ما هو الصحيح.

1 Look at the pictures. Check (✓) what is true.



1 The children are in the classroom. ✓

2 They are playing a game. ☐

3 The teacher is reading a book. ✓

١ - الأطفال في الفصل الدراسي.

٢ - إنهم يلعبون لعبة.

٣ - المعلم يقرأ كتاباً.

2 Listen and choose the correct word. استمع واختر الكلمة الصحيحة.

1 The children liked / didn't like the story.

2 Liz cried / laughed when the mice were scared because a cat meowed.

3 Julie thinks the City Mouse was polite / nice to invite her friend.

4 Izzy thinks the Country Mouse liked / didn't like the city.

5 Samantha thinks the Country Mouse wanted to leave / visit the city.

اقرأ عن القصة، وصحح الأخطاء، ثم استمع وتحقق.

3 Read about the story. Correct the mistakes. Then listen and check.

My favorite story is *The Country Mouse and the City Mouse*. One mouse lives in the country, and one mouse lives in the city. The City Mouse visited the country, but didn't like it very much. She then invited the Country Mouse to visit her in the city, where there is a lot of <sup>1</sup>food, but they were <sup>2</sup>tired because there was a lot of noise. My favorite part of the story is when they climbed on a <sup>3</sup>chair to eat a lot of food, but then the Country Mouse decided to leave and go back home where it's <sup>4</sup>noisy.

2- scared.

3- table.

4- quiet.

أخبر زميلك قصتك المفضلة بكلماتك الخاصة.

4 Tell your partner your favorite story in your own words.

1 What is the name of the story?

١ - ما اسم القصة؟

2 Who is in the story?

٢ - من في القصة؟

3 What happens in the story?

٣ - ماذا يحدث في القصة؟

4 What is your favorite part of the story?

٤ - ما هو الجزء المفضل لديك من القصة؟





1 Look, read, and match.



New Message رسالة جديدة

Hi there!

My best friend <sup>1</sup>**e-mailed** me yesterday. He worked in his garden all day. First, he said the flowers looked dry and their leaves were brown because they <sup>2</sup>**needed** water. When he tried to water the plants, he noticed that his dad never <sup>3</sup>**fixed** the hose. So, my friend <sup>4</sup>**watered** the plants and the flowers with a bottle. When he finished, he <sup>5</sup>**planted** some new flowers. The garden is now beautiful. He <sup>6</sup>**stopped** working in the garden at 4 o'clock. because a cousin <sup>7</sup>**invited** him to play video games at 5 o'clock. My friend can't play video games at his house because someone <sup>8</sup>**robbed** his family and took their computer. But ... Hey, how did he send this e-mail then? Did he use a school computer? I need to ask him. Bye!



2 استمع، وأشر، وقل.  
Listen, point, and say.

اقرأ الكلمات الصحيحة ثم ضع دائرة حولها.

3 Read and circle the correct words.

- 1 My dad needed to plant / fix my computer. It doesn't work.
- 2 Mona needed / invited all her friends to her house.
- 3 The teacher's e-mailing / fixing Ali's mom to tell her about the game.
- 4 Badr stopped / fixed the hose for Ahmed. Now he can water the garden again.
- 5 They watered / robbed the plants three times yesterday because it's so dry!
- 6 I couldn't find my laptop at home. I think someone robbed / fixed us!
- 7 We stopped / planted studying for a bit and relaxed in the garden.
- 8 My dad needed / invited to buy more plants for the garden.





## اقرأ وأكمل المخطط.

1 Read the chart and the conversation. الماضي البسيط - أسئلة وأجوبة قصيرة

Simple Past – Questions and Short Answers			
Did	he	like the movie? play football at school? score many goals? climb the tree?	Yes, he <i>did</i> . No, he <i>didn't</i> .



2 Read the answer and check (✓) the correct question.

اقرأ الإجابة وتأكد من وضع علامة (✓) على السؤال الصحيح.

- a Did she play with her friends at school? ✓

b Does she play at school every day? \_\_\_\_  
Yes, she did.
- a Did you invite your classmates to your house? \_\_\_\_

b Did Charlie invite his classmates to his house? ✓  
No, he didn't.
- a Did Sally climb the tree at school? \_\_\_\_

b Did Charlie and Tom climb the tree at school? ✓  
Yes, they did.
- a Do you like to play video games with your friends? \_\_\_\_

b Did you play board games at Jack's house? ✓  
No, I didn't.

اكتب الأسئلة واشرحها وأجب عليها مع زميلك. اكتب إجاباتهم.

3 Write, ask, and answer the questions with your partner. Write their answers.

Activity	Question	Answer
play football	Did you play soccer yesterday?	Yes, I did.
water plants	Did you water the plants last week?	Yes, I did.
climb a tree	Did you climb a tree last weekend?	t.' No, I didn
send an e-mail	Did you send an email yesterday?	Yes, I did.
invite friends	Did you invite friends to your house?	t.' No, I didn





انظر إلى النص. أخبر زميلك عن نوع النص. (مسرحية)



www.ien.edu.sa

1 Look at the text. Tell your partner what type of text it is. (a play)

اقرأ النص ووضح سبب سعادة الطلاب الأجانب.

2 Read the text and say why the foreign students were very happy.  
(The foreign students were very happy to learn about the future of the land)

## Welcome to our great land!

### Characters:

- Saudi students
- Foreign students
- Tour guide

### SCENE 1

[A group of foreign students arrive in Saudi.]

**Narrator:** One day, a group of foreign students arrived in Saudi. A group of Saudi students welcomed them to the country.

**Saudi students:** Welcome to the Kingdom of Saudi Arabia,  
The great and blessed land,  
Where the two Holy Mosques stand.

**Foreign students:** We're happy to be here to learn about your land.  
Please accept our gifts and tell us about your plan!

[The foreign students give their gifts to the Saudi students.]

### SCENE 2

**Narrator:** The Saudi students start to explain to the foreign students what the Vision 2030 means.

**Saudi students:** The future will be strong and bright  
For all the children of the land,  
The vision will come true



And all will be good and right!  
With the faith of the nation,  
With health and education,  
The vision will come true  
For all the population!  
The ships will come and go,  
From all over the globe.  
Businesses big and small,  
The Kingdom they will call  
The leader of them all!

**Narrator:** The foreign students were very happy to learn about the plan for the future of the land.

[The foreign students shake hands with the Saudi students and celebrate together.]

### SCENE 3

[The foreign students are walking around taking photos.]

**Tour guide:** We stopped here to show you the famous ancient city of Al-Ula. We planned our trip around the country very carefully.  
Next, we ...

٣ أكمل الجمل بصيغة الماضي من الأفعال.

3 Complete the sentences with the past form of the verbs.

- 1 The foreign students arrived (arrive) in Saudi.
- 2 A group of Saudi students welcomed (welcome) them to the country.
- 3 The foreign students asked them what they planned (plan) for the future of Saudi.
- 4 All students celebrated (celebrate) together.
- 5 The tour guide said that they stopped (stop) to see Al-Ula.

4 Write the end of the play.

اكتب نهاية المسرحية.





اقرأ وكرر. اذكر كيف تتغير الكلمات.

The last letter doubles when -ed is added.  
يتضاعف الحرف الأخير عند إضافة ed.

1 Read and repeat. Say how the words change.

التموذج الأساسي Base Form	الماضي البسيط Simple Past
stop <b>قف</b>	stopped <b>توقف</b>
plan <b>يخطط</b>	planned <b>المخطط لها</b>

2 Complete the sentences with the past form of the verbs.  
أكمل الجمل بصيغة الماضي من الأفعال.

clap **صفق** drop **يسقط** prefer **يفضل** rob **يسرق**

- The children preferred to stay home last Saturday because they wanted to watch the game. **فضل الأطفال البقاء في المنزل يوم السبت الماضي لأنهم أرادوا مشاهدة المباراة.**
- My sister dropped the vase of flowers on the floor. **أسقطت أختي مزهرية الزهور على الأرض.**
- The people clapped their hands at the end of the school play. **صفق الناس بأيديهم في نهاية مسرحية المدرسة.**
- The man who robbed the house was very mean. **وكان الرجل الذي سرق المنزل رجلاً شريراً جداً.**

3 Complete the information about a story.  
أكمل المعلومات حول قصة.

An old man and two young friends  
We climbed the mountain, but we  
were scared.  
The Kind Man

On top of a mountain  
~~The children shouted for help.~~  
Hello, children. Do you need some help?

Title: عنوان:	The Kind Man
Characters:	An old man and two young friends.
Setting:	On top of a mountain.
Narrator description:	The children shouted for help. <b>صرخ الأطفال طلباً للمساعدة.</b>
Dialogue: old man	Hello children. Do you need some help?
Dialogue: two friends	We climbed the mountain, but we were scared.

4 Write a play for your favorite story.  
اكتب مسرحية للقصة المفضلة لديك.

Title: The Lion and the Mouse

Characters: Lion and Mouse

Setting: A lush, green jungle

Narrator description: the lion awoke and caught the mouse in his enormous paw.

Dialogue: Lion: How dare you disturb my slumber, you tiny creature!

Mouse (nervously): Please, Your Majesty, spare my life! I promise to repay you one day.

The lion, amused by the mouse's plea, let it go.

Lion: Very well, go. But remember your promise.

5 Act out the play with your partners.  
قم بتمثيل المسرحية مع زملائك.



# التعلم المتكامل: فنون اللغة

## Integrated Learning: Language Arts



انظر، اقرأ، وأكمل الجمل بالكلمات.

1 Look, read, and complete the sentences with the words.

characters  
الشخصيات

funny  
مضحك

trouble  
مشكلة

writer  
الكاتب




He is a writer هو كاتب



This book is very funny هذا الكتاب مضحك للغاية.



These are my favorite book characters هذه هي شخصيات كتابي المفضلة.



The boy is in trouble because he broke the window. الصبي في ورطة لأنه كسر النافذة.

2 Read the text. Write *M* for Mark Twain, *T* for Tom Sawyer, or *H* for Huckleberry Finn.

اقرأ النص. اكتب حرف *M* لمارك توين، أو حرف *T* لتوم سوير، أو حرف *H* لهكليري فين.

**MARK TWAIN**

Mark Twain was an American writer. He lived a long time ago. He was born in 1835, in Missouri, near the Mississippi River. His dream was to work on a riverboat. When he was older, he worked for a newspaper and on a boat. He lived in different places in America, like California and Connecticut. He was very famous for his funny stories and characters. He preferred to write stories about his adventures around the world and his life as a child in Missouri.

His most famous books are *The Adventures of Tom Sawyer* and *The Adventures of Huckleberry Finn*. Tom Sawyer and Huck Finn are famous characters because they were funny and loved adventures. They were friends. Tom was a young boy with a lot of imagination, but he didn't like to go to school. He loved to climb trees and get into trouble, and sometimes he was in dangerous situations. Huck Finn was a very brave boy. His friends loved and admired him, but the adults didn't like Huck. He was very poor, but this was not a problem for him. Children and adults love Mark Twain's stories. Mark Twain wanted to make people laugh when they read his books.

Did you read any of Mark Twain's books? Who is your favorite writer?

1 He was born in Missouri. M

2 His friends admired him. H

3 He based his stories on his adventures. M

4 He had a big imagination. T

5 He was poor. H

6 He loved to get into trouble. T

7 He preferred to write funny stories. M

8 He worked on a boat. M

3 Read and answer.

1 Name a famous writer from Saudi Arabia. What is the name of his/her famous book? **A famous Saudi writer: Abdulrahman Munif. Famous book: *Cities of Salt***

2 What is your favorite book? Why? **"Charlotte's Web" by E.B. White. This**

3 Who is your favorite book character? Why? **story about of friendship, loyalty,**

**My favorite character from is Charlotte from and the cycle of life.**

**"Charlotte's Web." Charlotte is incredibly**

**wise, kind, and selfless.**





## العب وأجب.

## 1 Play and answer.

<p>البداية / النهاية <b>Start / Finish</b></p>	<p>ما هو زمن الماضي لهذه الأفعال؟ What is the past tense of these verbs? dream <b>dreamed</b> laugh <b>laughed</b> play <b>played</b></p>	<p>تحدث عما فعلته بالأمس. 2 Talk about what you did yesterday. Yesterday, I woke up early. I ate breakfast and brushed my teeth.</p>	<p>اكتب الشكل السليم. 3 Write the negative form. أحمد سجل هدفا بالأمس. Ahmed scored a goal yesterday. <b>Ahmed didn't score a goal yesterday.</b></p>
<p>7 أحط Circle. We <u>climbed</u> / carried the big tree.</p>	<p>6 صواب أم خطأ؟ True or false? Samantha is a new student at school. <b>True.</b></p>	<p>5 رتب الكلمات لتكوين سؤال. Order the words to make a question. play / at / Did / last / school / week / you / ? Did you play at school last week?</p>	<p>4 What book did the teacher read to her class? ما هو الكتاب الذي قرأه المعلم لطلابه؟ <b>The Country Mouse and the City Mouse.</b></p>
<p>8 Say two things you did at school yesterday. <b>Yesterday, I learned about math and science. I also practiced writing stories.</b></p>	<p>اكتب صيغة الماضي للأفعال. Write the past form of the verbs: stop <b>stopped</b> drop <b>dropped</b> rob <b>robbed</b></p>	<p>10 اكمل. Complete. Did you have class last Saturday? No, I <b>didn't</b>.</p>	<p>11 اكمل. Complete. My dad <u>planted</u> some flowers in the garden yesterday.</p>
<p>عودة <b>Return</b></p>	<p>14 اكمل أفعال الماضي. Complete the past tense verbs. fix <u>ed</u> nee <u>ded</u> in <u>ited</u></p>	<p>13 أحط Circle. Mark Twain's books are very <u>sad</u> / <u>funny</u>.</p>	<p>12 اكمل. Complete. Did you go to school yesterday? Yes, I <b>did</b>.</p>

## مشروع

## Project



اكتب مسرحية مدرسية. Write a school play.

العمل في مجموعات و:

فكر في قصة تريد أن تؤديها. Work in groups and:

- think about a story you want to perform.
- decide who your characters are and the setting.
- write your play. اكتب مسرحيتك
- decide who is going to play each character and rehearse. تحديد من سيلعب دور كل شخصية والتدريب عليه.
- present your play to the class. قم بتقديم مسرحيتك إلى الفصل.

قرر من هي شخصياتك والإعداد.







بيتر وأخواته يلعبون في المنزل

1 Listen, read, and point.

استمع، اقرأ، وأشر.

2 Listen, point, and say.

استمع، وأشر، وقل.



Which activities do you do in your free time?

ما هي الأنشطة التي تقوم بها في وقت فراغك؟



انظر وأكمل وقل.

3 Look and complete. Say.



play board games



play video games



catch a ball



dress up



vlogging



make a model



go shopping



hide يخفي



inside داخل



outside



take a photo



texting

4 Look at the pictures and write sentences about Amina's activities.

انظر إلى الصور واكتب جملاً حول أنشطة أمينة



1 Amina likes playing video games.

2 Amina doesn't like playing hide and seek.

3 Amina likes playing board games.

4 Amina likes taking photos.

5 Amina doesn't like dressing up.



Amina

أمينة

5 Play a game. Choose and guess.



What's my word?

ما هي كلمتي؟



Look at me!  
Can you guess?

انظر إلي! هل  
يمكنك التخمين؟



1 Read the chart. اقرأ وأكمل. الماضي البسيط - الأفعال المنتظمة وغير المنتظمة

Simple Past – Regular and Irregular Verbs			
	Question	Affirmative	Negative
Regular	Did they <i>play</i> video games last weekend?	Yes, they <i>played</i> video games on Saturday.	No, they <i>didn't play</i> video games last weekend.
Irregular	Did you <i>go</i> shopping on Saturday?	Yes, I <i>went</i> shopping with my mother.	No, I <i>didn't go</i> shopping on Saturday.

اقرأ واختر الإجابة الصحيحة.

2 Read and choose the correct answer.

هل ذهبت للتسوق يوم السبت؟

Did you *go* shopping on Saturday?

Yes, I *went* shopping with my sister in the morning. Did you *play* football?

نعم، ذهبت للتسوق مع أختي في الصباح. هل لعبتم كرة القدم؟

لا، لم أفعل ذلك، كنت أشاهد التلفاز طوال اليوم.

No, I *didn't*. I *watched* TV all day.

- 1 We form the Simple Past by adding *-ed* / *-d* at the end of a regular verb that ends in *e*.
- 2 We form the Simple Past by adding *-ed* / *-d* at the end of a regular verb that doesn't end in *e*.
- 3 We *change* / *don't change* the form of the verb if it is irregular and used in a negative sentence.
- 4 We *change* / *don't change* the form of the verb if it is irregular and used in an affirmative sentence.





## رتب الكلمات لتكوين الجمل.

### 3 Order the words to make sentences.

- 1 on the weekend / different hobbies / I did

*I did different hobbies on the weekend.*

- 3 slept / late / Saturday morning / on / I

**I slept late on Saturday morning.**

- 5 last weekend / planted / We / flowers

**We planted flowers last weekend.**

- 7 played / with my / board games / family / I

**I played board games with my family.**

- 2 go / didn't / shopping / I / Saturday / on

**I didn't go shopping on Saturday.**

- 4 in the park / run / didn't / Sunday / Ahmed and Faiz / on

**Ahmed and Faiz didn't run in the park on Sunday.**

- 6 a movie / Saturday night / saw / He / on

**He saw a movie on Saturday night.**

- 8 took photos / zoo / at the / She

**She took photos at the zoo.**

### 4 Read and correct the sentences using the prompts. اقرأ الجمل وصححها باستخدام الإرشادات.

- 1 Fatima wrote stories on Saturday. (read / a book)

*Fatima didn't write stories on Saturday. She read a book.*

- 2 Adel listened to music on Saturday. (play / sports)

**Adel didn't listen to music on Saturday. He played sports.**

- 3 Fatima went shopping on Saturday. (take / photos)

**Fatima didn't go shopping on Saturday. She took photos.**

- 4 Adel played video games on Saturday. (watch / TV)

**Adel didn't play video games on Saturday. He watched TV.**

- 5 Fatima played the piano on Saturday. (play / guitar)

**Fatima didn't play the piano on Saturday. She played the guitar.**

- 6 Adel made a model. (see / movie)

**Adel didn't make a model. He saw a movie.**

### اقرأ القصيدة. ضع دائرة حول صيغ الماضي البسيط.

### 5 Read the poem. Circle the Simple Past forms.

It was a beautiful day,  
so we went outside.  
We wanted to play a game  
where you have to hide.

The game was fun,  
and we enjoyed the sun.  
Then it started to get dark.  
We had to stop the game.

We went inside,  
and watched TV.  
We saw a great movie,  
and thought ...  
home is the place to be!

### اقرأ القصيدة بصوت عال مع الفصل.

### 6 Read the poem aloud as a class.





انظر إلى الصور وقل ماذا اشترؤا.

رابطہ القرس الرقسي



www.ien.edu.sa

1 Look at the pictures and say what they bought.

استمع واقرأ.  
2 Listen and read.



It's Peter's older cousin's high school graduation, so Peter and his cousin Daisy went shopping because they wanted to buy him a present.



First, they went to the bookstore, but ... "I think Charlie wants a video game," said Peter. "There's a new store that sells video games," said Daisy.



When they left the bookstore, Daisy saw a little cat. "Look, Peter!" She looked around for the cat's owner. "Come on," said Peter. "Let's get Charlie's present."



They found a video game for Charlie. It was 20 dollars. They bought the video game and left.



They decided to walk home. They talked about Charlie's high school graduation. They didn't see the little cat behind them.



"We're home!" Charlie, Lily, and Sophie came to the door. "You bought Charlie a cat?" asked Sophie. "Oh, no! The cat followed us from the shopping mall," said Daisy. "We have a surprise for you, Mom!" said all the children at once.

اقرأ القصة مرة أخرى ورتبها.  
3 Read again and order the story.

- |   |                                                                         |   |
|---|-------------------------------------------------------------------------|---|
| a | First, they went into a bookstore, but they didn't buy anything there.  | 2 |
| b | They bought a video game for Charlie in another store.                  | 4 |
| c | The little cat followed Peter and Daisy home.                           | 6 |
| d | Peter and Daisy went shopping to buy a present for Charlie.             | 1 |
| e | Daisy saw a little cat when they came out of the bookstore.             | 3 |
| f | Peter and Daisy walked home, but didn't see the little cat behind them. | 5 |

تحدث مع زميلك. أخبره كيف تعتقد أن القصة ستنتهي.

4 Talk with your partner. Say how you think the story ends.

I think the family keeps the cat.


أعتقد أن العائلة تحتفظ بالقطعة.

Yes, but it's someone else's cat ...

نعم، لكنها قطعة شخص آخر



- 1 Look at the pictures and name the vegetables and flowers you know. **انظر إلى الصور وسمِّ الخضروات والزهور التي تعرفها.**



lettuce



green beans



roses

- 2 Listen and answer the questions. **استمع وأجب على الأسئلة.**



Before



After

- What did Sam do at school? **a gardening project**
- Where did the class get the idea? **They watched a video from a vlogger who did a gardening project.**
- What was the problem? **The children didn't agree on what to plant.**
- How did they solve the problem? **The teacher said they could grow both vegetables and flowers.**
- How did they get the seeds? **The teacher went shopping.**
- What did Sam plant? **Tomatoes.**

- 3 Ask and answer with your partner about your after-school activities. **اسأل وأجب مع زميلك عن أنشطتك بعد المدرسة.**

- What after-school activities do you do? **Art Classes.**
- Do you do the activity every day? **No, I don't.**
- What is your favorite activity? **reading books.**
- Is there an after-school activity that you'd like to try? **building and programming robots.**

التعلم الاجتماعي والعاطفي

Social and Emotional Learning

اقرأ ونناقش

Read and discuss.

- Do you tell everyone what to do when you work with others? Why?
- Do you try to work with everyone or only with your friends? Why?
- When a classmate has a different opinion, do you respect their opinion or tell them they are wrong?

- هل تخبر الجميع بما يجب عليهم فعله عندما تعمل مع الآخرين؟ لماذا؟
- هل تحاول العمل مع الجميع أم مع أصدقائك فقط؟ لماذا؟
- عندما يكون لأحد زملائك في الفصل رأي مختلف، هل تحترم رأيه أم تقول له أنه مخطئ؟





استمع ورقم بالترتيب.

1 Listen and number in order.



**Our Students** طلابنا

a 4 She's playing **happily**.  
إنها تلعب بسعادة.

b 7 He's playing **badly**.  
إنه يعزف بشكل سيء.

c 8 He's walking **carefully**.  
إنه يمشي بحذر.

d 2 She's talking **quietly**.  
إنها تتحدث بهدوء.

e 3 He's playing music **loudly**.  
إنه يلعب الموسيقى بصوت عالي.

f 5 He's running **slowly**.  
إنه يركض ببطء.

g 6 He's walking **quickly**.  
إنه يمشي بسرعة.

h 1 **Luckily**, she's a good player.  
لحسن الحظ أنها لاعبة جيدة.

2 Listen, point, and say. استمع، وأشر، وقل.

3 Look, read, and circle. انظر، اقرأ، وأحط.

She's walking **slowly** / quickly.The boy is speaking **loudly** / quietly.The man is running **quickly** / happily.He is reading **loudly** / quietly.She is playing **happily** / badly.He is cooking **badly** / carefully.She is painting **carefully** / quickly.**Luckily** / Badly, he learned to play the piano with his father.

4 Ask and answer with your partner. Use the words from Exercise 1.

اسأل وأجب مع زميلك. استخدم الكلمات من التمرين ١.

Can you run quickly?

هل يمكنك الركض بسرعة؟

Yes, I can.

نعم أستطيع.





## اقرأ وأجب عن الأسئلة.

## 1 Read and answer the questions.

أذهب للسباحة وألعب التنس يوم السبت.

a



b



c



أريد أن أركب دراجتي، لكن لا أستطيع، الجو حار جدًا.  
I want to ride my bike, **but** I can't. It's very hot.

I go swimming **and** play tennis on Saturdays.

Why did you go to the shopping mall?

I went there **because** I had to buy clothes.

d



e



لماذا ذهبت إلى مركز التسوق؟  
ذهبت إلى هناك لأنني أريد شراء ملابس.

أريد أن أتعلم العزف على الجيتار، لذلك سأقوم بأخذ دروس الجيتار.  
I want to learn to play the guitar, **so** I'm going to take guitar lessons.

**When** I need help with my model city, I can ask you!  
عندما أحتاج إلى المساعدة في مدينتي النموذجية، يمكنني أن أطلب منك ذلك!

- Which sentences give a reason for doing something? **c, d**
- Which sentence contrasts one idea with another? **a**
- Which sentence connects two similar ideas? **b**
- Which sentence expresses a time to do something? **e**

## 2 Read and circle. اقرأ وضع دائرة.

- She can run, **but** / **because** she can't swim. She's not good at swimming.
- She likes playing the guitar **and** / **but** the piano.
- He got off the bus **when** / **and** it stopped.
- He likes making models, **so** / **but** he doesn't like playing video games.
- She went outside **because** / **and** she wanted to play with the ball.
- He was tired, **so** / **when** he slept a lot.

## اقرأ وأكمل من أجلك.

## 3 Read and complete for you.

- I watched TV because **my favorite show was on.**
- I watched TV when **the show started.**
- They went shopping and **bought some pants.**
- They went shopping, but **didn't buy anything.**
- We ate a big lunch because **we were hungry.**
- We ate a big lunch, but **we weren't hungry.**





انظر إلى الصور الموجودة في المدونة، واسأل وأجب مع زميلك.

1 Look at the photos in the blog. Ask and answer with your partner.

هل العزف على البيانو هواية سهلة؟

Is playing the piano an easy hobby?

لا، ليس كذلك. عليك أن تتدرب كثيرًا.

No, it isn't. You have to practice a lot.

2 اقرأ واكتب ولدًا أو بنتًا أو كلاهما.

الدومينو رائعة!

**DOMINOES ARE FANTASTIC!**

My favorite hobby is playing board games. I think they are exciting. When I was young, I played games like snakes and ladders. I played **happily** with my brothers and grandparents. I learned a lot of games, and they weren't difficult. We enjoyed playing board games together. Now I love playing difficult games like dominoes. I always think before I make a move because it's important to play **carefully**. After school, I play dominoes at a club. I enjoy playing in competitions on the weekends. My brothers go to sports competitions. They love running **quickly** and usually win their races.

Jim

**I LOVE THE PIANO!**

I love playing the piano. People say it's a difficult instrument, but **luckily**, I play the piano really well. I started playing when I was five years old. It was difficult because my fingers were small. I go to piano lessons after school on Tuesdays, but I also practice at home every day. I always play new tunes **carefully**, so I don't make any mistakes. I enjoy playing my music. My brother loves playing his guitar, but he plays **loudly**. I don't like it because you can't hear the piano! I usually ask him to play **quietly**. Our family loves music because it's relaxing and fun!

Emma

أنا أحب البيانو!

١ - يعتقد هذا الطفل أنها هواية مثيرة. ولد

1 This child thinks it is an exciting hobby.

Boy

2 This child says they play very well.

Girl

3 This child started their hobby when they were younger.

Both

4 This child practices every day.

Girl

5 This child plays carefully.

Boy

6 This child does their activity after school.

Both

7 This child goes to competitions.

Boy

8 This child enjoys playing the guitar.

Girl

9 Their family enjoys this hobby, too.

Girl

الْق نظرة على المدونة مرة أخرى. أخبر شريكك بالنشاط الذي ترغب في القيام به والسبب وراء ذلك.

3 Look at the blog again. Tell your partner which activity you want to do and why.

I would love to play dominoes. Because it's a great way to spend time with friends and family.

أحب أن ألعب الدومينو، لأنها طريقة رائعة لقضاء الوقت مع الأصدقاء والعائلة.





اقرأ واكتب الظروف.

## 1 Read and write the adverbs.

صفة

Adjective

1 quiet هادئ

2 quick سريع

3 happy سعيد

4 bad سيئة

5 loud عال

6 careful حذرا

7 slow بطيء

8 lucky محظوظ

+ly

+ily

ظرف

Adverb

quietly

quickly

happily

badly

loudly

carefully

slowly

luckily

بهدوء

بسرعة

بسعادة

بشكل سيء

بصوت عال

بعناية

ببطء

لحسن الحظ



اقرأ وأكمل الجمل بالظرف الصحيح من التمرين ١.

## 2 Read and complete the sentences with the correct adverb from Exercise 1.

1 He wants to win the race, so he's running quickly.2 My little brother is sleeping, so we have to talk quietly.3 She isn't good at playing the piano. She plays badly.4 Put the model plane down carefully. You don't want to drop it and break any parts.5 It was dark when the movie finished, so Dad drove home slowly.6 They were playing happily outside in the yard, catching a ball.

اقرأ وأجب عن الأسئلة.

## 3 Read and answer the questions.

1 What activities did your parents do after school?

My parents often did housework and gardening

2 When did they start?

They usually started after they finished work.

3 When did they do these activities?

They did these activities in the late afternoon and early evening

4 How do you do these activities?

I do these activities efficiently, trying to finish them quickly.

My mom / dad did ...  
after school on ...  
He / She enjoyed ...  
because ...  
My mom / dad liked /  
didn't like ...

## 4 Now write about your parents' after-school activities.

الآن اكتب عن الأنشطة التي يقوم بها والديك بعد المدرسة.

فعلت أمي وأبي ذلك  
بعد المدرسة في ...  
لقد استمتع/تستمتعت ...  
لأن ...  
أمي/أبي  
أحب/لم يحب

والدي

www.afterschoolactivities.com

أنشطة ما بعد المدرسة

MY PARENTS' AFTER-SCHOOL ACTIVITIES!

My mom often did housework after work, and she enjoyed gardening because it was relaxing.

My dad liked reading books in the evenings, but he didn't like watching TV for too long.





# التعلم المتكامل: الدراسات الاجتماعية Integrated Learning: Social Studies



انظر إلى النص وفحص من (✓) العبارات التي تنطبق عليك.

1 Look at the text and check (✓) the statements that are true for you.

- 1 I know all of these games. \_\_\_\_\_
- 2 I know some of these games. ✓
- 3 I don't know any of these games. \_\_\_\_\_
- 4 I play some of these games. \_\_\_\_\_
- 5 I don't play any of these games. \_\_\_\_\_

2 Read and answer the questions. اقرأ وأجب عن الأسئلة.

### العاب من الماضي Games from the Past

These are all games that people played in the past, but they are still popular today.

#### Hopscotch

**الحجّة**

How is it played?

Nine numbered squares are drawn in chalk on the ground outside. Players throw a small marker onto a square and then hop carefully on one foot on each open square. When they get to their marker, they pick it up.

When was it first played?

This game was played in 3,000 B.C.



### خدعة الرجل الأعمى Blind Man's Bluff

How is it played?

It's like tag and is played outside. One player is blindfolded and tries to catch one of the other players. The other players run away quickly. They try to get the blindfolded person to change direction so that they aren't caught.

When was it first played?

This game was played in ancient Greece.



### دودجبال Dodgeball

How is it played?

It's played with lots of people. One person has the ball. They throw the ball and try to hit someone else in the game.

When was it first played?

It was played more than 200 years ago in Africa. It was played with big rocks then.



1 How do players mark a square in hopscotch?

They throw a small marker onto a square.

3 How is blind man's bluff like tag?

One player tries to catch the other players.

5 How many players are there in dodgeball?

a lot of people.

2 How do players move to the next square in hopscotch?

Players hop carefully on one foot.

4 How is blind man's bluff different from tag?

One player is blindfolded.

6 What was used to play dodgeball 200 years ago?

big rocks.

3 Research a Saudi game from the past. Interview your grandparents.

Then tell your partner. ابحث عن لعبة سعودية من الماضي. قم بإجراء مقابلة مع أجدادك. ثم أخبر زميلك.

• What did your grandparents play when they were children?

They played "Taq Taq Taqiyah,"

• Did they play at school?

Yes, they often played it

during school breaks or after school with their friends.

• Was it a game or a sport? It is a game.

How did they play it? Ask them to show you.

No, we didn't play it every day.

• Did they play it every day?

Sure, it's simple. We formed a circle, and one person would run around the outside, chanting "Taq Taq Taqiyah." The others would respond with "Ran Ran ya Jaras" (Ring, ring, oh bell). It was a lot of fun!



العب وأجب.  
1 Play and answer.

<p>البداء/الانتهاء Start / Finish</p>	<p>1 أكمل. Complete. I wanted to ride my bike, but it started to rain.</p>	<p>2 أكمل. Complete. I like to go <u>on</u> Saturdays.</p>	<p>3 ماذا اشترى بيتر ودايزي لحفل تخرج تشارلي؟ What did Peter and Daisy buy for Charlie's graduation? a video game.</p>
<p>7 أكمل. Complete. Nasir loves dressing <u>up</u>.</p>	<p>6 أحط. Circle. He <u>went</u> / <u>did go</u> to school by bus.</p>	<p>5 ما هي الظروف؟ What are the adverbs? happy happily quick quickly slow slowly careful carefully</p>	<p>4 أكمل. Complete. Did you see the movie last night? It was great.</p>
<p>8 أكمل. Complete. The opposite of <i>inside</i> is <u>outside</u>.</p>	<p>9 اذكر ثلاث ألعاب تلعب اليوم ولعبت في الماضي. Name three games that are played today and were played in the past. hopscotch, Blind Man's Bluff, dodgeball</p>	<p>10 أحط. Circle. The opposite of <i>loudly</i> is <u>quietly</u> / <u>quickly</u>.</p>	<p>11 صحيح أم خطأ؟ True or false? Hopscotch is a game played with a blindfold. false: Hopscotch is played with a marker.</p>
<p>عودة Return</p>	<p>14 أجب. Answer. What word do you use when you record yourself and upload the video to the internet? <u>Vlogging</u>.</p>	<p>13 ما هي فوائد العمل الجماعي؟ What are the advantages of working in a group? Skill Development. Better Decision-Making</p>	<p>12 أحط. Circle. Max slept ten hours <u>but</u> / <u>because</u> he was tired.</p>

مشروع  
Project

إنشاء لعبة فيديو.  
Create a video game.

العمل في مجموعات و:

- decide what happens in the video game.
- design your game characters.
- create a storyboard for your game.
- write your story for each frame in the storyboard.
- present your game to your class.

